Table of Contents After Round Completed

Final Results

Final standings, scores, and prize money awards.

Leader Board (Current Standings)

Ranked listing showing individual round-by-round scores.

Hole By Hole

Alphabetic listing showing individual hole-by-hole scores for all players.

Best Scores of Day

Course Scoring and Statistical Summary – Current Round

Summary of hole and course scores, rankings and averages for round 4; includes hole difficulty ranking as well as hole and course averages.

Course Scoring and Statistical Summary – All Rounds

Summary of hole and course scores, rankings and averages for all rounds; includes hole difficulty ranking as well as hole and course averages.

Statistics Summary in Leader Board Order

Combined statistics for each player, including fairways hit, greens in regulation, putts, birdies, and drive distance. (These statistics are also broken down by individual ranking in the sections below).

Drive Distance

Fairways Hit

Greens In Regulation

Putts

Ranking By Birdies

Hole-By-Hole Leader Board

Stroke Trail (Top 5)

Stroke Trail images for top 5 players on Leader Board.

USGA®

39TH U.S. SENIOR OPEN CHAMPIONSHIP ®

Final Results Prize Money

Prize	*Position*		*Contestant*	*Nationality*	*Round 1*	*Round 2*	*Round 3*	*Round 4*	*Total*
$720,000	1		David Toms	USA	70	71	66	70	277
297,439	T2	=	Miguel Angel Jimenez	Spain	68	68	73	69	278
			Tim Petrovic	USA	72	65	71	70	278
			Jerry Kelly	USA	66	69	71	72	278
141,467	T5	=	Paul Broadhurst	England	71	70	69	69	279
			Paul Goydos	USA	72	67	70	70	279
			Brandt Jobe	USA	70	73	66	70	279
107,748	T8	=	Kevin Sutherland	USA	68	75	67	72	282
			Kirk Triplett	USA	74	66	68	74	282
89,926	T10	=	Lee Janzen	USA	69	75	69	70	283
			Davis Love III	USA	71	68	71	73	283
76,640	T12	=	Tom Pernice Jr.	USA	73	71	70	70	284
			Marco Dawson	USA	71	74	69	70	284
65,797	T14	=	Rocco Mediate	USA	68	74	72	71	285
			Jay Haas	USA	70	69	72	74	285
52,775	T16	=	Scott Parel	USA	69	73	74	70	286
			Scott Verplank	USA	74	70	71	71	286
			Vijay Singh	Fiji	72	74	69	71	286
			Bernhard Langer	Germany	72	76	66	72	286
			Billy Andrade	USA	71	71	69	75	286
40,676	T21	=	Gene Sauers	USA	73	71	70	73	287
			Doug Garwood	USA	74	71	69	73	287
			Deane Pappas	South Africa	68	71	74	74	287
32,460	T24	=	David Frost	South Africa	71	76	71	70	288
			Wes Short Jr.	USA	74	70	71	73	288
			Todd Bailey	USA	76	66	72	74	288
			Billy Mayfair	USA	69	74	71	74	288
27,425	T28	=	Carlos Franco	Paraguay	73	72	74	70	289
			David McKenzie	Australia	70	74	73	72	289
			Philip Golding	England	72	67	73	77	289
22,155	T31	=	Duffy Waldorf	USA	73	74	75	68	290
			Stephen Ames	Canada	70	74	75	71	290
			Bobby Gage	USA	75	73	71	71	290
			Bob Estes	USA	76	68	74	72	290
			(a) Jeff Wilson	USA	76	71	70	73	290
			Christopher Williams	South Africa	73	72	71	74	290
			Craig Bowden	USA	72	73	71	74	290

Prize	*Position*		*Contestant*	*Nationality*	*Round 1*	*Round 2*	*Round 3*	*Round 4*	*Total*
18,392	T38	=	Larry Mize	USA	73	73	71	74	291
			Colin Montgomerie	Scotland	71	73	67	80	291
15,950	T40	=	Jerry Smith	USA	73	73	74	72	292
			Todd Hamilton	USA	76	72	72	72	292
			Ken Tanigawa	USA	77	70	70	75	292
			Kenny Perry	USA	71	74	71	76	292
12,716	T44	=	John Cook	USA	72	76	71	74	293
			Scott Dunlap	USA	73	71	74	75	293
			(a) Mike Finster	USA	72	75	71	75	293
			Fred Couples	USA	71	73	72	77	293
			Joe Durant	USA	71	73	70	79	293
10,226	T49	=	Mike Genovese	USA	72	76	76	70	294
			Peter Fowler	Australia	73	73	72	76	294
			Jeff Maggert	USA	74	71	72	77	294
9,087	T52	=	Prayad Marksaeng	Thailand	71	71	79	74	295
			Tom Werkmeister	USA	74	71	75	75	295
			Scott McCarron	USA	72	74	74	75	295
8,707	55		Jarmo Sandelin	Sweden	73	73	76	75	297
8,626	56		Grant Waite	New Zealand	74	71	76	77	298
8,545	57		Joey Sindelar	USA	72	73	73	81	299
8,424	T58	=	Andre Bossert	Switzerland	75	71	77	77	300
			Bill Breen	USA	73	72	75	80	300
0	60		(a) Robby Funk	USA	72	76	75	80	303

Including 75 professionals missing the cut, each receiving $4,000.

Total: $4,000,001

(a) Denotes no money earned by amateur

USGA

39TH U.S. SENIOR OPEN CHAMPIONSHIP ®

Round 4 Current Standings

Position	Player		Today	Thru	Total	Rounds				Total
1	TOMS, David	USA	Even	F	-3	70	71	66	70	277
T2	JIMENEZ, Miguel Angel	ESP	-1	F	-2	68	68	73	69	278
T2	PETROVIC, Tim	USA	Even	F	-2	72	65	71	70	278
T2	KELLY, Jerry	USA	+2	F	-2	66	69	71	72	278
T5	BROADHURST, Paul	ENG	-1	F	-1	71	70	69	69	279
T5	GOYDOS, Paul	USA	Even	F	-1	72	67	70	70	279
T5	JOBE, Brandt	USA	Even	F	-1	70	73	66	70	279
T8	SUTHERLAND, Kevin	USA	+2	F	+2	68	75	67	72	282
T8	TRIPLETT, Kirk	USA	+4	F	+2	74	66	68	74	282
T10	JANZEN, Lee	USA	Even	F	+3	69	75	69	70	283
T10	LOVE III, Davis	USA	+3	F	+3	71	68	71	73	283
T12	PERNICE JR., Tom	USA	Even	F	+4	73	71	70	70	284
T12	DAWSON, Marco	USA	Even	F	+4	71	74	69	70	284
T14	MEDIATE, Rocco	USA	+1	F	+5	68	74	72	71	285
T14	HAAS, Jay	USA	+4	F	+5	70	69	72	74	285
T16	PAREL, Scott	USA	Even	F	+6	69	73	74	70	286
T16	VERPLANK, Scott	USA	+1	F	+6	74	70	71	71	286
T16	SINGH, Vijay	FIJ	+1	F	+6	72	74	69	71	286
T16	LANGER, Bernhard	GER	+2	F	+6	72	76	66	72	286
T16	ANDRADE, Billy	USA	+5	F	+6	71	71	69	75	286
T21	SAUERS, Gene	USA	+3	F	+7	73	71	70	73	287
T21	GARWOOD, Doug	USA	+3	F	+7	74	71	69	73	287
T21	PAPPAS, Deane	RSA	+4	F	+7	68	71	74	74	287
T24	FROST, David	RSA	Even	F	+8	71	76	71	70	288
T24	SHORT JR., Wes	USA	+3	F	+8	74	70	71	73	288
T24	BAILEY, Todd	USA	+4	F	+8	76	66	72	74	288
T24	MAYFAIR, Billy	USA	+4	F	+8	69	74	71	74	288
T28	FRANCO, Carlos	PAR	Even	F	+9	73	72	74	70	289
T28	MCKENZIE, David	AUS	+2	F	+9	70	74	73	72	289
T28	GOLDING, Philip	ENG	+7	F	+9	72	67	73	77	289
T31	WALDORF, Duffy	USA	-2	F	+10	73	74	75	68	290
T31	AMES, Stephen	CAN	+1	F	+10	70	74	75	71	290
T31	GAGE, Bobby	USA	+1	F	+10	75	73	71	71	290
T31	ESTES, Bob	USA	+2	F	+10	76	68	74	72	290
T31	WILSON, Jeff (a)	USA	+3	F	+10	76	71	70	73	290
T31	WILLIAMS, Christopher	RSA	+4	F	+10	73	72	71	74	290
T31	BOWDEN, Craig	USA	+4	F	+10	72	73	71	74	290
T38	MIZE, Larry	USA	+4	F	+11	73	73	71	74	291
T38	MONTGOMERIE, Colin	SCO	+10	F	+11	71	73	67	80	291
T40	SMITH, Jerry	USA	+2	F	+12	73	73	74	72	292
T40	HAMILTON, Todd	USA	+2	F	+12	76	72	72	72	292
T40	TANIGAWA, Ken	USA	+5	F	+12	77	70	70	75	292
T40	PERRY, Kenny	USA	+6	F	+12	71	74	71	76	292
T44	COOK, John	USA	+4	F	+13	72	76	71	74	293
T44	DUNLAP, Scott	USA	+5	F	+13	73	71	74	75	293
T44	FINSTER, Mike (a)	USA	+5	F	+13	72	75	71	75	293
T44	COUPLES, Fred	USA	+7	F	+13	71	73	72	77	293

Position	Player		Today	Thru	Total	Rounds				Total
T44	DURANT, Joe	USA	+9	F	+13	71	73	70	79	293
T49	GENOVESE, Mike	USA	Even	F	+14	72	76	76	70	294
T49	FOWLER, Peter	AUS	+6	F	+14	73	73	72	76	294
T49	MAGGERT, Jeff	USA	+7	F	+14	74	71	72	77	294
T52	MARKSAENG, Prayad	THA	+4	F	+15	71	71	79	74	295
T52	WERKMEISTER, Tom	USA	+5	F	+15	74	71	75	75	295
T52	MCCARRON, Scott	USA	+5	F	+15	72	74	74	75	295
55	SANDELIN, Jarmo	SWE	+5	F	+17	73	73	76	75	297
56	WAITE, Grant	NZL	+7	F	+18	74	71	76	77	298
57	SINDELAR, Joey	USA	+11	F	+19	72	73	73	81	299
T58	BOSSERT, Andre	SUI	+7	F	+20	75	71	77	77	300
T58	BREEN, Bill	USA	+10	F	+20	73	72	75	80	300
60	FUNK, Robby (a)	USA	+10	F	+23	72	76	75	80	303

Pos	Par	1	2	3	4	5	6	7	8	9	Out	10	11	12	13	14	15	16	17	18	In	Tot
		4	4	5	3	4	4	4	3	5	36	4	4	3	4	4	4	3	4	4	34	70
T31	AMES, Stephen																				+10	290
	Rd1	4	3	4	4	4	4	4	3	5	35	4	4	3	4	3	4	3	6	4	35	70
	Rd2	5	3	5	4	4	4	4	3	5	37	4	5	3	5	4	5	3	4	4	37	74
	Rd3	5	4	5	4	4	4	4	3	5	38	4	5	4	4	4	4	3	4	5	37	75
	Rd4	4	3	4	3	4	4	4	3	5	34	4	4	3	5	5	5	3	4	4	37	71
T16	ANDRADE, Billy																				+6	286
	Rd1	4	4	5	4	4	5	4	3	4	37	4	3	3	4	4	4	3	5	4	34	71
	Rd2	4	4	4	3	4	4	4	3	3	33	5	4	3	4	4	5	4	5	4	38	71
	Rd3	5	4	4	3	4	4	4	3	4	35	4	4	3	4	5	4	2	4	4	34	69
	Rd4	6	5	4	3	4	4	4	3	5	38	5	4	3	6	4	4	3	4	4	37	75
	ARMOUR III, Tommy																					WD
	Rd1											6	6	5	5	4	4	4	4	4	42	
	ATLEVI, Magnus																					Cut
	Rd1	4	5	4	4	5	4	5	3	4	38	5	4	4	4	5	4	4	4	5	39	77
	Rd2	4	4	5	4	5	4	5	3	5	39	5	3	3	3	4	4	4	5	4	35	74
	AUSTIN, Woody																					Cut
	Rd1	5	3	5	3	3	5	4	3	5	36	3	4	3	4	4	5	3	5	5	36	72
	Rd2	4	5	4	4	5	4	5	5	5	41	6	3	4	4	5	4	4	4	5	39	80
T24	BAILEY, Todd																				+8	288
	Rd1	4	5	6	3	4	4	4	3	4	37	4	6	3	4	5	4	3	5	5	39	76
	Rd2	3	3	4	3	5	4	3	3	4	32	3	4	3	5	4	4	3	4	4	34	66
	Rd3	4	4	5	3	4	4	5	3	5	37	4	3	3	4	4	5	3	5	4	35	72
	Rd4	5	4	6	3	4	4	4	3	6	39	3	6	3	4	4	4	3	4	4	35	74
	BELL, Don																					Cut
	Rd1	3	5	7	5	5	5	5	3	7	45	6	6	3	4	5	4	2	5	5	40	85
	Rd2	5	4	5	5	4	4	5	3	4	39	5	5	3	5	4	5	3	5	4	39	78
	BIANCALANA, Roy																					Cut
	Rd1	5	4	5	3	6	4	5	3	6	41	5	5	4	5	4	5	3	5	5	41	82
	Rd2	4	4	6	6	4	4	5	3	8	44	5	6	4	4	4	5	3	5	4	40	84
	BLAKE, Steve																					Cut
	Rd1	5	5	5	5	4	4	5	3	5	41	6	4	3	4	5	5	3	4	4	38	79
	Rd2	5	4	5	4	4	4	4	3	6	39	4	4	3	5	4	4	3	4	4	35	74
	BOGUE, Tim																					Cut
	Rd1	3	4	3	3	5	3	4	4	5	34	6	4	5	4	4	6	3	5	4	41	75
	Rd2	4	4	6	4	5	5	4	3	5	40	4	3	4	4	4	5	4	4	4	36	76
	BOROS, Guy																					Cut
	Rd1	4	4	5	4	4	4	5	3	4	37	6	3	4	5	4	4	4	6	4	40	77
	Rd2	3	4	5	4	5	4	6	2	5	38	5	6	2	4	4	6	4	5	4	40	78
T58	BOSSERT, Andre																				+20	300
	Rd1	5	5	5	3	5	4	5	3	4	39	5	4	3	4	4	5	3	5	3	36	75
	Rd2	4	4	5	3	4	5	3	3	5	36	4	4	4	3	4	4	3	4	5	35	71
	Rd3	4	4	5	4	4	4	5	5	4	39	4	4	4	6	3	4	3	4	6	38	77
	Rd4	4	5	5	3	5	3	4	4	6	39	4	4	5	5	4	3	3	5	5	38	77

Pos	Par	1	2	3	4	5	6	7	8	9	Out	10	11	12	13	14	15	16	17	18	In	Tot
		4	4	5	3	4	4	4	3	5	36	4	4	3	4	4	4	3	4	4	34	70
T31	BOWDEN, Craig																				+10	290
	Rd1	6	3	5	3	4	4	4	3	5	37	4	4	3	4	5	4	3	4	4	35	72
	Rd2	5	5	5	4	4	5	4	3	4	39	4	5	4	3	4	3	3	4	4	34	73
	Rd3	3	3	6	3	5	3	5	3	4	35	5	4	3	5	4	4	3	4	4	36	71
	Rd4	4	5	4	4	4	4	5	3	6	39	4	5	3	5	4	4	3	4	3	35	74
T58	BREEN, Bill																				+20	300
	Rd1	4	3	5	3	4	4	5	4	4	36	4	4	4	5	5	4	3	4	4	37	73
	Rd2	5	4	5	3	5	3	3	3	4	35	5	4	3	4	4	5	3	4	5	37	72
	Rd3	6	3	4	3	4	5	4	3	4	36	4	4	3	5	5	5	4	4	5	39	75
	Rd4	5	4	5	3	5	5	5	4	5	41	5	5	4	5	4	4	3	4	5	39	80
T5	BROADHURST, Paul																				-1	279
	Rd1	4	4	4	4	4	3	4	3	5	35	4	4	3	4	4	6	3	4	4	36	71
	Rd2	3	4	5	3	3	3	4	4	5	34	4	3	4	5	4	4	3	5	4	36	70
	Rd3	4	5	4	2	4	4	5	3	5	36	5	4	3	4	4	3	2	4	4	33	69
	Rd4	4	3	5	3	4	4	4	4	4	35	4	4	3	4	4	4	3	4	4	34	69
	BROWNE, Olin																					Cut
	Rd1	4	4	5	3	4	4	6	3	4	37	4	5	3	4	4	4	3	6	4	37	74
	Rd2	3	4	5	4	4	3	4	4	5	36	4	4	5	4	4	5	4	5	4	39	75
	BRYANT, Brad																					Cut
	Rd1	4	4	6	4	4	3	4	3	4	36	5	4	4	4	4	4	4	6	5	40	76
	Rd2	4	4	4	3	4	5	4	2	5	35	4	4	4	4	4	5	4	6	5	40	75
	CAIRNS, Brian																					Cut
	Rd1	5	4	5	3	4	4	5	3	6	39	4	6	4	5	6	5	3	5	5	43	82
	Rd2	4	4	6	4	5	3	5	2	5	38	4	5	4	6	4	5	3	5	4	40	78
	CALCAVECCHIA, Mark																					Cut
	Rd1	4	4	4	4	4	3	4	5	6	38	4	4	4	4	4	4	3	4	4	35	73
	Rd2	4	5	5	3	4	4	5	2	5	37	4	5	4	5	4	4	4	5	4	39	76
	CAMAIONE, James (a)																					Cut
	Rd1	5	5	5	4	5	6	5	4	6	45	5	4	3	5	5	7	3	5	5	42	87
	Rd2	4	4	5	4	4	5	4	3	5	38	5	4	4	4	5	7	2	4	5	40	78
	CARR, David																					Cut
	Rd1	4	4	5	5	4	5	4	4	4	39	5	5	3	4	5	4	3	5	4	38	77
	Rd2	4	5	5	6	3	4	4	3	5	39	5	4	3	4	4	5	2	5	5	37	76
	CONLEY, Tim																					Cut
	Rd1	4	5	6	3	5	6	4	4	5	42	5	5	4	5	5	4	4	4	5	41	83
	Rd2	4	3	6	4	6	5	5	3	4	40	5	4	3	6	5	4	3	5	8	43	83
T44	COOK, John																				+13	293
	Rd1	4	3	4	3	4	4	3	3	5	33	4	5	3	4	4	4	5	5	5	39	72
	Rd2	6	4	6	3	4	3	4	3	5	38	5	4	4	5	4	4	4	4	4	38	76
	Rd3	4	5	5	3	4	3	3	3	6	36	4	4	4	4	4	4	3	4	4	35	71
	Rd4	4	4	5	3	4	4	4	3	5	36	4	5	4	4	5	3	4	5	4	38	74

Pos	Par	1	2	3	4	5	6	7	8	9	Out	10	11	12	13	14	15	16	17	18	In	Tot
		4	4	5	3	4	4	4	3	5	36	4	4	3	4	4	4	3	4	4	34	70
	COOPER, Brian																					Cut
	Rd1	4	4	5	3	4	3	5	3	4	35	5	4	4	5	5	5	3	5	5	41	76
	Rd2	4	4	6	4	4	7	4	3	4	40	5	5	3	4	4	4	3	5	4	37	77
T44	COUPLES, Fred																				+13	293
	Rd1	4	4	5	3	5	4	4	3	6	38	4	4	3	4	3	4	3	4	4	33	71
	Rd2	4	4	6	3	4	3	5	5	5	39	4	4	3	3	4	3	5	4	4	34	73
	Rd3	3	4	5	3	4	5	5	4	5	38	4	4	4	4	3	4	3	4	4	34	72
	Rd4	5	5	5	3	4	5	5	4	5	41	4	4	3	5	4	5	2	4	5	36	77
T12	DAWSON, Marco																				+4	284
	Rd1	4	4	5	2	3	4	4	4	5	35	5	5	4	4	4	3	3	4	4	36	71
	Rd2	4	4	5	5	4	5	3	2	4	36	5	4	3	5	5	4	3	5	4	38	74
	Rd3	5	3	4	3	4	5	5	3	5	37	4	3	3	4	4	4	3	3	4	32	69
	Rd4	4	4	4	3	4	4	5	3	5	36	4	4	4	4	4	4	3	4	3	34	70
	DAY, Glen																					Cut
	Rd1	5	4	5	4	5	4	5	3	5	40	5	5	4	5	5	6	3	3	4	40	80
	Rd2	4	5	5	3	4	3	3	3	4	34	5	4	2	3	5	4	3	4	5	35	69
	DENNIS, Clark																					Cut
	Rd1	4	4	6	3	4	4	4	3	5	37	6	4	3	5	4	5	4	4	4	39	76
	Rd2	5	4	5	4	4	4	6	3	6	41	4	4	4	4	5	3	3	4	4	35	76
	DETEMPLE, Peter (a)																					Cut
	Rd1	5	4	4	3	4	5	5	3	6	39	5	4	4	5	4	4	4	4	4	38	77
	Rd2	4	4	5	5	3	4	5	3	5	38	6	5	3	5	4	4	3	4	4	38	76
	DOIG, Ian																					Cut
	Rd1	4	4	4	5	4	5	4	3	7	40	5	4	3	5	4	4	3	6	5	39	79
	Rd2	4	6	5	5	6	4	3	5	3	41	5	5	4	5	4	4	4	5	4	40	81
T44	DUNLAP, Scott																				+13	293
	Rd1	4	4	5	3	4	4	4	4	5	37	5	5	4	4	3	4	3	5	3	36	73
	Rd2	4	4	4	3	5	4	4	4	5	37	4	4	4	4	4	3	3	4	4	34	71
	Rd3	4	3	5	3	4	5	4	3	4	35	6	4	3	4	5	5	3	5	4	39	74
	Rd4	4	4	4	3	5	4	5	3	6	38	4	5	4	4	5	4	3	4	4	37	75
	DUNLAVEY, Tim (a)																					Cut
	Rd1	5	4	6	3	3	4	7	3	5	40	4	5	4	5	4	3	3	4	5	37	77
	Rd2	5	4	5	5	5	4	4	3	5	40	5	5	3	5	4	4	4	6	4	40	80
T44	DURANT, Joe																				+13	293
	Rd1	4	5	5	2	4	3	5	3	5	36	4	4	3	4	4	4	2	5	5	35	71
	Rd2	5	4	5	3	4	3	5	3	4	36	5	6	3	4	5	4	3	4	3	37	73
	Rd3	4	4	4	3	3	5	4	3	3	33	4	5	2	4	5	5	3	4	5	37	70
	Rd4	5	4	5	3	4	5	5	3	5	39	4	5	4	4	8	4	3	4	4	40	79
	EGLOFF, Eric																					Cut
	Rd1	5	4	5	5	4	5	4	3	5	40	4	5	6	5	5	5	4	4	4	42	82
	Rd2	5	4	5	4	5	4	3	4	5	39	4	5	3	4	4	4	3	5	4	36	75

Pos	Par	1	2	3	4	5	6	7	8	9	Out	10	11	12	13	14	15	16	17	18	In	Tot
		4	4	5	3	4	4	4	3	5	36	4	4	3	4	4	4	3	4	4	34	70
	ELLIOTT, Jamie																					Cut
	Rd1	5	4	7	2	5	4	4	5	6	42	6	4	4	5	5	4	3	5	5	41	83
	Rd2	5	4	5	5	5	5	6	2	4	41	5	5	5	5	4	4	3	5	5	41	82
	ELLIOTT, John																					Cut
	Rd1	4	4	3	4	4	4	4	2	6	35	4	4	3	5	6	4	4	7	4	41	76
	Rd2	4	4	7	4	5	4	6	2	4	40	5	4	4	7	4	5	3	5	4	41	81
T31	ESTES, Bob																				+10	290
	Rd1	4	3	4	4	5	5	6	4	4	39	5	4	3	4	4	4	4	5	4	37	76
	Rd2	5	3	5	3	3	4	4	3	4	34	4	4	3	4	3	4	3	4	5	34	68
	Rd3	4	5	5	3	4	4	4	3	4	36	6	5	3	4	4	4	3	4	5	38	74
	Rd4	4	4	4	4	4	5	4	3	5	37	3	4	3	4	5	5	2	4	5	35	72
	FERENZ, Jacob																					Cut
	Rd1	4	4	5	3	5	4	4	2	7	38	5	4	2	5	4	5	3	5	5	38	76
	Rd2	4	3	5	4	6	3	5	3	4	37	5	6	4	4	4	5	4	4	4	40	77
	FERRIS, Brian (a)																					Cut
	Rd1	5	6	5	5	4	5	5	3	4	42	4	4	3	5	4	5	3	4	5	37	79
	Rd2	4	6	5	3	6	4	5	2	4	39	4	5	5	5	5	4	3	5	5	41	80
T44	FINSTER, Mike (a)																				+13	293
	Rd1	5	4	3	4	4	4	4	3	5	36	5	4	3	4	3	4	3	4	6	36	72
	Rd2	3	5	5	4	4	4	4	3	5	37	5	4	4	4	5	5	3	4	4	38	75
	Rd3	5	5	5	3	4	4	4	3	5	38	5	3	3	4	4	4	3	3	4	33	71
	Rd4	4	6	4	3	4	4	4	4	7	40	4	6	3	3	4	5	2	4	4	35	75
	FLESCH, Steve																					Cut
	Rd1	4	3	5	3	5	3	5	3	5	36	5	5	3	4	4	5	4	4	4	38	74
	Rd2	4	5	5	3	4	4	5	3	4	37	5	4	5	4	4	4	3	4	6	39	76
	FORD, Bob																					Cut
	Rd1	4	4	6	4	5	3	5	3	6	40	5	5	3	5	5	5	3	5	4	40	80
	Rd2	5	4	4	3	5	4	6	4	6	41	4	5	4	5	4	4	3	4	4	37	78
T49	FOWLER, Peter																				+14	294
	Rd1	4	4	4	3	5	4	5	2	6	37	4	4	3	5	4	4	3	5	4	36	73
	Rd2	4	4	5	3	4	5	4	3	5	37	4	4	4	4	5	4	3	5	3	36	73
	Rd3	5	4	4	3	4	4	4	4	4	36	4	6	3	4	4	4	3	4	4	36	72
	Rd4	4	4	4	6	4	5	5	3	4	39	4	4	3	4	5	4	4	5	4	37	76
T28	FRANCO, Carlos																				+9	289
	Rd1	4	3	5	3	4	4	4	3	5	35	4	4	4	4	5	4	3	5	5	38	73
	Rd2	5	4	5	4	3	5	4	3	5	38	5	4	2	4	4	4	3	4	4	34	72
	Rd3	4	5	4	4	4	4	5	3	4	37	4	5	4	4	4	3	3	5	5	37	74
	Rd4	4	6	4	3	5	4	4	3	3	36	4	3	4	5	4	4	2	4	4	34	70
T24	FROST, David																				+8	288
	Rd1	4	3	5	4	4	4	4	2	6	36	4	4	3	4	4	4	3	5	4	35	71
	Rd2	5	4	5	3	4	5	4	4	5	39	6	5	4	4	4	4	3	3	4	37	76
	Rd3	4	4	5	2	5	4	4	2	5	35	4	4	3	5	4	5	3	4	4	36	71
	Rd4	3	4	4	3	3	4	4	3	5	33	4	5	4	4	4	4	3	4	5	37	70

Pos	Par	1	2	3	4	5	6	7	8	9	Out	10	11	12	13	14	15	16	17	18	In	Tot
		4	4	5	3	4	4	4	3	5	36	4	4	3	4	4	4	3	4	4	34	70
	FUNK, Fred																					Cut
	Rd1	4	4	5	3	5	4	4	4	6	39	4	5	3	5	5	5	3	4	5	39	78
	Rd2	4	5	5	2	4	3	5	3	4	35	5	5	4	5	5	4	3	4	5	40	75
60	FUNK, Robby (a)																				+23	303
	Rd1	5	3	5	3	4	4	5	3	4	36	4	4	3	6	3	4	4	5	3	36	72
	Rd2	4	6	5	4	4	4	5	3	4	39	4	4	3	4	5	4	4	4	5	37	76
	Rd3	4	4	6	4	4	4	4	3	5	38	5	4	3	5	4	5	3	4	4	37	75
	Rd4	5	4	6	4	4	5	5	4	4	41	4	4	4	5	5	5	3	5	4	39	80
T31	GAGE, Bobby																				+10	290
	Rd1	5	4	5	4	4	4	5	3	5	39	6	4	3	4	4	4	3	4	4	36	75
	Rd2	4	4	4	4	4	4	4	3	5	36	4	4	4	5	5	3	4	4	4	37	73
	Rd3	4	5	6	2	4	4	5	3	5	38	4	3	3	3	4	4	3	4	5	33	71
	Rd4	4	4	5	2	4	4	4	4	5	36	4	4	4	4	3	4	3	5	4	35	71
	GALLAGHER, Jeff																					Cut
	Rd1	4	5	5	3	4	3	5	4	6	39	5	4	4	4	4	5	3	5	4	38	77
	Rd2	4	3	5	3	3	3	5	3	6	35	5	4	3	5	5	4	3	4	5	38	73
T21	GARWOOD, Doug																				+7	287
	Rd1	4	3	7	3	2	4	4	3	5	35	5	4	6	4	4	4	3	4	5	39	74
	Rd2	3	4	4	3	4	4	4	3	4	33	5	4	3	5	4	5	3	5	4	38	71
	Rd3	4	4	4	3	3	3	5	3	4	33	4	4	3	5	4	5	3	4	4	36	69
	Rd4	5	4	4	4	4	3	4	4	4	36	5	5	3	4	4	5	3	4	4	37	73
T49	GENOVESE, Mike																				+14	294
	Rd1	5	4	4	3	4	4	4	3	5	36	5	4	3	4	4	4	3	4	5	36	72
	Rd2	4	4	5	4	5	3	5	3	5	38	5	4	4	4	4	4	3	5	5	38	76
	Rd3	7	4	5	3	5	4	4	3	4	39	5	3	4	5	4	4	4	5	3	37	76
	Rd4	4	4	5	3	3	5	4	3	4	35	3	4	4	5	4	4	3	5	3	35	70
	GILDER, Bob																					Cut
	Rd1	4	4	5	4	4	5	6	3	6	41	4	5	3	6	4	4	4	5	4	39	80
	Rd2	4	4	5	3	3	4	4	4	6	37	5	7	4	4	6	5	4	4	4	43	80
T28	GOLDING, Philip																				+9	289
	Rd1	4	5	4	3	4	4	4	4	5	37	4	4	3	4	4	4	3	5	4	35	72
	Rd2	4	4	5	3	4	4	3	2	4	33	4	4	3	5	4	4	2	4	4	34	67
	Rd3	3	4	5	4	5	4	4	4	4	37	5	4	3	4	4	4	4	4	4	36	73
	Rd4	4	5	4	3	5	4	6	3	7	41	5	4	3	4	3	4	4	4	5	36	77
	GOMEZ, Jaime																					Cut
	Rd1	4	3	4	3	4	4	5	3	5	35	4	5	3	5	4	4	3	4	5	37	72
	Rd2	4	5	8	4	4	3	4	3	5	40	5	4	3	4	5	5	3	5	4	38	78
	GONZALEZ, Rodolfo																					Cut
	Rd1	5	5	5	5	4	4	4	4	5	41	5	5	4	4	4	4	4	4	6	40	81
	Rd2	5	4	4	5	3	4	5	3	5	38	5	3	3	5	5	5	3	4	5	38	76

Pos	Par	1	2	3	4	5	6	7	8	9	Out	10	11	12	13	14	15	16	17	18	In	Tot
		4	4	5	3	4	4	4	3	5	36	4	4	3	4	4	4	3	4	4	34	70
T5	GOYDOS, Paul																				-1	279
	Rd1	5	4	5	3	5	3	4	3	4	36	4	4	3	4	3	4	4	5	5	36	72
	Rd2	4	4	5	3	4	3	4	3	4	34	5	6	3	3	2	3	3	4	4	33	67
	Rd3	5	4	5	3	4	3	4	3	5	36	4	5	3	4	4	4	2	4	4	34	70
	Rd4	4	4	4	3	4	4	3	3	4	33	5	4	4	4	4	3	3	5	5	37	70
T14	HAAS, Jay																				+5	285
	Rd1	4	3	5	4	4	4	4	3	5	36	4	4	2	4	4	4	4	4	4	34	70
	Rd2	3	4	5	4	4	4	4	3	3	34	4	5	3	4	4	4	3	4	4	35	69
	Rd3	4	4	5	3	4	5	4	3	5	37	4	4	3	4	4	5	3	4	4	35	72
	Rd4	5	4	4	3	4	4	4	4	4	36	4	4	4	4	5	6	3	4	4	38	74
	HALL, Jack (a)																					Cut
	Rd1	5	4	4	3	4	4	6	3	7	40	4	4	4	5	3	5	3	4	4	36	76
	Rd2	5	6	5	4	5	4	4	3	5	41	5	5	4	5	4	4	4	6	5	42	83
T40	HAMILTON, Todd																				+12	292
	Rd1	4	3	6	3	5	4	5	3	5	38	4	5	4	4	5	5	2	5	4	38	76
	Rd2	4	4	7	4	4	4	4	2	5	38	5	4	2	4	4	4	3	4	4	34	72
	Rd3	4	4	6	3	3	3	4	3	4	34	4	5	4	4	5	5	2	4	5	38	72
	Rd4	4	5	5	3	4	4	3	3	5	36	4	4	4	5	5	4	2	4	4	36	72
	HARRINGTON, Bob (a)																					Cut
	Rd1	4	3	5	3	4	4	4	3	5	35	4	5	3	4	5	5	3	4	5	38	73
	Rd2	5	3	5	5	4	5	5	3	4	39	4	4	4	5	5	4	2	5	4	37	76
	HARVEY, Bill																					Cut
	Rd1	5	5	4	5	4	3	4	4	5	39	6	4	4	5	4	6	3	5	6	43	82
	Rd2	4	5	5	3	4	4	4	2	4	35	5	5	3	5	5	3	2	5	6	39	74
	HOCH, Scott																					Cut
	Rd1	4	4	6	3	4	3	4	4	5	37	7	5	4	5	4	5	2	5	4	41	78
	Rd2	4	5	4	3	4	3	4	3	5	35	4	5	4	4	4	4	2	5	4	36	71
	HOGARTH, Tim (a)																					Cut
	Rd1	4	3	4	4	4	3	4	3	6	35	4	3	3	3	5	5	4	4	4	35	70
	Rd2	5	5	6	4	5	4	4	4	6	43	4	4	4	4	6	5	3	4	4	38	81
	HOGBERG, Mikael																					Cut
	Rd1	4	4	6	4	5	4	4	3	6	40	4	5	5	4	4	4	3	5	6	40	80
	Rd2	4	4	5	3	5	4	5	2	5	37	4	4	4	4	4	6	4	5	4	39	76
	HUME, Tim																					Cut
	Rd1	4	3	7	5	4	3	5	2	4	37	4	4	3	4	4	4	4	4	4	35	72
	Rd2	4	5	6	3	5	5	5	4	7	44	5	6	3	4	4	4	4	4	3	37	81
	INGRAHAM, Stu																					Cut
	Rd1	4	4	4	4	4	4	5	3	6	38	5	5	4	4	5	5	3	4	4	39	77
	Rd2	5	5	6	3	4	5	5	4	5	42	4	5	3	5	4	4	4	4	5	38	80
	INMAN, John																					Cut
	Rd1	4	3	6	4	4	5	4	3	5	38	4	7	4	5	5	6	3	5	3	42	80
	Rd2	5	4	5	3	4	4	5	2	4	36	5	4	4	5	5	5	4	4	5	41	77

Pos	Par	1	2	3	4	5	6	7	8	9	Out	10	11	12	13	14	15	16	17	18	In	Tot
		4	4	5	3	4	4	4	3	5	36	4	4	3	4	4	4	3	4	4	34	70
	IRWIN, Hale																					Cut
	Rd1	5	5	5	3	5	5	3	3	4	38	6	4	3	5	4	6	4	5	4	41	79
	Rd2	5	5	5	4	5	5	5	4	4	42	5	5	3	5	5	5	5	5	5	43	85
T10	JANZEN, Lee																				+3	283
	Rd1	3	4	5	3	5	4	3	3	4	34	4	4	4	4	4	5	2	4	4	35	69
	Rd2	5	4	5	3	4	4	4	4	5	38	4	5	3	5	5	4	3	4	4	37	75
	Rd3	4	5	5	3	5	5	3	2	4	36	4	4	3	4	3	4	3	4	4	33	69
	Rd4	4	4	5	3	3	5	4	3	4	35	4	4	4	4	4	4	3	4	4	35	70
T2	JIMENEZ, Miguel Angel																				-2	278
	Rd1	4	2	4	5	4	3	5	3	4	34	5	4	3	4	3	4	3	4	4	34	68
	Rd2	4	4	5	3	4	4	4	3	4	35	4	4	3	3	4	4	3	4	4	33	68
	Rd3	4	4	5	4	5	4	4	3	5	38	4	5	3	4	5	3	3	4	4	35	73
	Rd4	3	4	4	3	4	4	3	5	6	36	4	4	4	4	4	3	3	4	3	33	69
T5	JOBE, Brandt																				-1	279
	Rd1	5	4	5	3	5	4	4	3	5	38	4	4	2	4	4	4	2	4	4	32	70
	Rd2	4	4	5	4	4	4	4	2	5	36	5	5	4	4	5	3	3	4	4	37	73
	Rd3	4	3	4	3	4	3	4	3	5	33	4	5	2	4	4	3	3	4	4	33	66
	Rd4	3	4	5	3	4	5	4	2	5	35	4	4	3	4	4	5	3	4	4	35	70
	JOHNSON, Chris																					Cut
	Rd1	5	4	5	3	5	4	4	3	5	38	4	3	3	4	6	5	3	4	4	36	74
	Rd2	5	5	5	3	4	4	5	2	5	38	4	5	4	4	5	4	2	5	5	38	76
	JONAS, Philip																					Cut
	Rd1	4	4	6	5	4	4	5	3	5	40	5	4	5	4	4	6	3	4	5	40	80
	Rd2	4	4	5	5	4	4	4	3	5	38	5	5	4	4	5	5	4	4	5	41	79
	JONES, Kent																					Cut
	Rd1	4	4	5	3	4	4	5	4	5	38	5	4	5	3	4	4	3	4	5	37	75
	Rd2	3	4	6	5	4	4	3	4	5	38	5	4	3	4	3	4	4	5	4	36	74
	KAUFMAN, Chris																					Cut
	Rd1	4	3	4	3	4	4	4	3	7	36	4	4	5	4	4	5	3	5	5	39	75
	Rd2	4	4	5	4	4	4	5	3	6	39	4	5	5	5	4	4	4	5	4	40	79
T2	KELLY, Jerry																				-2	278
	Rd1	3	3	5	3	3	3	4	3	5	32	4	4	3	3	4	4	3	4	5	34	66
	Rd2	4	3	5	4	4	3	3	4	5	35	4	4	3	4	4	4	3	5	3	34	69
	Rd3	4	5	4	3	4	3	4	3	4	34	5	4	5	4	4	4	3	4	4	37	71
	Rd4	4	4	4	3	4	5	4	3	5	36	4	5	4	4	4	4	3	4	4	36	72
	KITE, Tom																					Cut
	Rd1	5	4	6	4	4	4	4	3	4	38	5	4	4	4	4	3	4	5	4	37	75
	Rd2	5	5	5	5	4	4	5	3	6	42	4	4	3	5	3	5	2	5	4	35	77
	KNAPP, Sean (a)																					Cut
	Rd1	6	4	5	3	3	4	5	6	5	41	4	4	4	5	4	5	3	4	5	38	79
	Rd2	4	4	5	3	4	4	4	3	5	36	4	4	4	5	4	4	3	4	4	36	72

Pos		1	2	3	4	5	6	7	8	9	Out	10	11	12	13	14	15	16	17	18	In	Tot
	Par	4	4	5	3	4	4	4	3	5	36	4	4	3	4	4	4	3	4	4	34	70
	LANE, Barry																					Cut
	Rd1	4	5	5	3	4	4	4	3	3	35	4	4	2	4	5	5	3	5	4	36	71
	Rd2	4	5	6	4	5	5	5	2	5	41	4	5	3	5	5	5	2	4	4	37	78
T16	LANGER, Bernhard																				+6	286
	Rd1	4	3	4	4	4	4	5	3	5	36	4	4	4	4	4	3	3	5	5	36	72
	Rd2	6	4	4	4	4	4	4	4	3	37	5	4	4	4	4	4	3	6	5	39	76
	Rd3	4	4	5	3	4	3	4	3	4	34	3	3	4	4	4	4	3	4	3	32	66
	Rd4	4	4	4	4	4	4	4	3	6	37	4	5	3	4	4	4	2	4	5	35	72
	LARICK, Steve																					Cut
	Rd1	5	4	4	3	4	3	5	2	7	37	5	5	4	4	4	5	4	4	5	40	77
	Rd2	3	4	6	5	5	5	5	3	4	40	4	5	4	5	4	4	3	4	5	38	78
	LARKIN, Jack (a)																					Cut
	Rd1	4	5	5	2	4	4	5	3	7	39	5	5	4	5	5	4	3	5	4	40	79
	Rd2	4	3	5	4	4	4	6	4	5	39	4	4	3	6	4	5	3	4	4	37	76
	LEHMAN, Tom																					Cut
	Rd1	4	4	5	4	4	4	5	3	6	39	5	4	4	5	4	4	3	4	4	37	76
	Rd2	4	4	4	5	4	4	6	3	4	38	4	4	3	5	4	4	3	5	4	36	74
T10	LOVE III, Davis																				+3	283
	Rd1	3	5	5	3	4	3	4	3	5	35	4	6	2	5	4	4	2	5	4	36	71
	Rd2	3	4	4	3	4	4	4	3	5	34	4	4	3	4	4	4	3	4	4	34	68
	Rd3	4	4	5	3	4	3	5	3	4	35	4	4	3	3	5	4	4	5	4	36	71
	Rd4	4	4	4	3	4	6	4	4	4	37	4	4	3	5	4	4	4	4	4	36	73
T49	MAGGERT, Jeff																				+14	294
	Rd1	4	4	4	3	4	4	3	5	6	37	4	5	3	4	5	4	3	4	5	37	74
	Rd2	4	4	5	3	4	4	5	2	4	35	4	4	3	5	4	5	3	4	4	36	71
	Rd3	4	4	5	6	4	4	4	3	4	38	4	4	3	4	4	4	3	3	5	34	72
	Rd4	5	4	4	4	4	4	6	3	5	39	5	5	4	5	3	4	3	5	4	38	77
	MARCH, Gary																					Cut
	Rd1	4	5	5	3	5	4	4	3	5	38	6	5	3	5	5	4	3	5	5	41	79
	Rd2	5	4	5	3	4	5	5	3	5	39	6	5	3	4	4	4	2	5	5	38	77
T52	MARKSAENG, Prayad																				+15	295
	Rd1	4	4	4	3	4	5	4	4	6	38	4	4	4	4	3	3	3	4	4	33	71
	Rd2	4	4	5	3	5	4	3	3	4	35	5	5	3	4	5	4	2	4	4	36	71
	Rd3	5	4	4	3	3	5	5	3	5	37	5	4	4	5	4	7	4	4	5	42	79
	Rd4	4	3	6	3	5	4	5	3	5	38	5	4	3	4	4	4	3	6	3	36	74
	MARTIN, Dennis (a)																					Cut
	Rd1	5	4	6	3	5	4	4	4	6	41	9	4	5	5	5	10	4	5	5	52	93
	Rd2	4	5	7	5	3	5	6	4	6	45	4	5	5	4	4	5	3	5	4	39	84
	MARTIN, Miguel Angel																					Cut
	Rd1	4	4	5	3	4	5	5	4	5	39	4	4	4	5	5	3	2	4	4	35	74
	Rd2	5	4	5	4	4	4	4	3	4	37	4	4	4	5	4	5	3	5	4	38	75

Pos	Par	1	2	3	4	5	6	7	8	9	Out	10	11	12	13	14	15	16	17	18	In	Tot
		4	4	5	3	4	4	4	3	5	36	4	4	3	4	4	4	3	4	4	34	70
T24	MAYFAIR, Billy																				+8	288
	Rd1	4	4	5	3	4	3	4	3	5	35	4	3	3	5	4	4	3	4	4	34	69
	Rd2	5	4	4	5	4	4	5	3	5	39	4	4	3	5	4	4	3	4	4	35	74
	Rd3	4	5	5	3	4	4	4	3	4	36	4	4	4	3	4	4	3	5	4	35	71
	Rd4	5	5	4	3	4	4	4	4	4	37	5	5	3	4	6	3	3	4	4	37	74
T52	MCCARRON, Scott																				+15	295
	Rd1	5	3	5	3	5	4	4	3	4	36	4	4	4	5	4	4	3	4	4	36	72
	Rd2	4	4	4	3	4	6	5	4	4	38	4	3	3	5	5	4	3	5	4	36	74
	Rd3	4	5	6	3	4	4	4	4	4	38	4	4	3	4	3	6	4	4	4	36	74
	Rd4	4	4	5	4	4	4	5	3	4	37	5	5	4	4	5	4	3	4	4	38	75
	MCCORKLE, Todd																					Cut
	Rd1	5	4	6	3	4	3	4	3	7	39	5	4	3	6	4	5	3	4	5	39	78
	Rd2	4	4	4	3	4	3	4	3	4	33	5	4	3	5	5	5	3	5	5	40	73
	MCCOY, Mike (a)																					Cut
	Rd1	4	5	5	4	4	4	4	4	6	40	4	4	3	4	4	4	3	5	4	35	75
	Rd2	3	5	5	4	4	5	5	3	4	38	5	4	4	4	5	5	2	5	4	38	76
	MCGIHON, Scott																					Cut
	Rd1	4	5	5	3	5	5	4	8	5	44	6	6	3	4	5	4	3	5	4	40	84
	Rd2	4	4	6	3	5	4	4	3	5	38	4	4	4	4	5	4	3	4	4	36	74
	MCGOVERN, Jim																					Cut
	Rd1	4	5	5	4	4	4	4	3	4	37	5	4	4	5	4	5	2	5	6	40	77
	Rd2	4	4	6	4	4	4	4	3	5	38	4	5	5	3	5	6	5	6	4	43	81
T28	MCKENZIE, David																				+9	289
	Rd1	4	3	5	3	4	4	4	4	5	36	5	4	3	4	4	3	3	4	4	34	70
	Rd2	5	4	5	3	4	5	4	3	4	37	5	4	3	5	4	5	3	5	3	37	74
	Rd3	3	5	4	3	4	4	4	3	6	36	4	6	3	4	3	4	4	4	5	37	73
	Rd4	4	4	5	3	5	5	4	3	5	38	4	4	3	4	4	4	3	5	3	34	72
	MCWILLIAMS, Robby (a)																					Cut
	Rd1	4	3	5	4	4	4	4	3	4	35	4	5	3	5	4	5	3	5	4	38	73
	Rd2	4	5	5	3	5	5	4	3	5	39	4	6	2	4	4	6	3	4	4	37	76
T14	MEDIATE, Rocco																				+5	285
	Rd1	4	4	4	3	4	4	3	3	5	34	5	4	2	4	3	5	3	4	4	34	68
	Rd2	4	3	6	3	4	4	4	3	5	36	4	5	4	4	4	5	4	4	4	38	74
	Rd3	4	4	5	4	4	3	4	3	4	35	5	5	3	4	5	3	3	5	4	37	72
	Rd4	4	3	5	3	4	4	4	3	7	37	4	4	3	4	4	4	3	4	4	34	71
	MERICH, Wayne (a)																					Cut
	Rd1	4	6	6	4	4	5	4	4	5	42	6	5	4	5	5	4	3	4	5	41	83
	Rd2	3	6	5	4	6	5	5	3	5	42	4	5	4	8	4	5	3	6	5	44	86
	MITCHELL, Mike																					Cut
	Rd1	5	5	5	4	4	6	4	3	5	41	6	5	4	4	4	5	3	6	4	41	82
	Rd2	4	4	4	4	4	4	4	3	4	35	5	5	5	4	4	5	4	5	4	41	76

Pos	Par	1	2	3	4	5	6	7	8	9	Out	10	11	12	13	14	15	16	17	18	In	Tot
		4	4	5	3	4	4	4	3	5	36	4	4	3	4	4	4	3	4	4	34	70
T38	MIZE, Larry																				+11	291
	Rd1	5	4	6	2	4	3	5	3	5	37	5	5	2	4	4	4	3	5	4	36	73
	Rd2	5	5	3	3	4	4	4	4	5	37	3	3	4	5	5	4	2	5	5	36	73
	Rd3	4	4	4	3	4	5	4	4	4	36	4	4	3	4	5	4	3	4	4	35	71
	Rd4	4	4	4	3	4	5	4	3	5	36	5	7	3	4	4	4	3	4	4	38	74
	MOGG, Brian																					Cut
	Rd1	4	4	4	4	4	4	5	3	4	36	5	5	3	5	4	4	3	5	4	38	74
	Rd2	5	4	5	3	4	5	4	3	5	38	4	4	3	5	5	5	3	5	4	38	76
T38	MONTGOMERIE, Colin																				+11	291
	Rd1	4	4	4	3	4	4	5	3	5	36	3	4	4	4	4	4	3	5	4	35	71
	Rd2	4	4	4	4	6	3	5	3	6	39	4	4	5	4	4	4	3	3	3	34	73
	Rd3	4	5	5	2	4	4	4	3	3	34	4	3	3	4	4	4	3	4	4	33	67
	Rd4	5	5	5	3	5	5	4	4	6	42	4	4	4	5	4	4	2	5	6	38	80
	NAKAMURA, Bruce																					Cut
	Rd1	4	4	5	4	5	4	4	4	5	39	6	4	4	4	5	5	3	5	4	40	79
	Rd2	6	4	6	4	5	5	5	3	5	43	3	5	4	6	5	4	3	4	5	39	82
	NORQUIST, Gerry																					Cut
	Rd1	4	5	5	3	4	4	5	3	5	38	5	6	4	6	4	4	4	5	5	43	81
	Rd2	5	5	5	7	7	5	6	2	5	47	5	4	4	4	3	4	3	4	5	36	83
	O'MEARA, Mark																					Cut
	Rd1	5	4	5	3	4	4	4	3	5	37	3	5	3	4	5	4	4	5	5	38	75
	Rd2	4	4	5	3	5	4	4	3	5	37	5	4	4	4	4	4	3	6	3	37	74
	OWEN, Daniel (a)																					Cut
	Rd1	5	4	5	3	4	5	4	3	4	37	5	5	4	4	5	6	4	5	4	42	79
	Rd2	4	4	5	4	5	4	4	3	5	38	5	5	4	4	4	4	3	5	6	40	78
T21	PAPPAS, Deane																				+7	287
	Rd1	4	4	4	3	4	4	4	2	4	33	5	5	4	3	4	4	3	3	4	35	68
	Rd2	4	4	5	3	5	3	3	3	4	34	6	3	3	3	5	5	3	4	5	37	71
	Rd3	4	4	4	4	4	4	5	3	4	36	4	5	3	4	4	6	3	4	5	38	74
	Rd4	4	4	4	4	4	4	5	3	6	38	5	4	3	4	4	4	3	4	5	36	74
T16	PAREL, Scott																				+6	286
	Rd1	4	3	4	3	5	4	4	2	5	34	3	5	3	5	4	4	3	4	4	35	69
	Rd2	4	5	4	3	7	4	4	3	5	39	4	4	4	3	3	4	4	4	4	34	73
	Rd3	5	4	5	3	6	4	3	3	5	38	6	4	3	4	4	4	3	3	5	36	74
	Rd4	4	4	5	3	3	4	3	3	4	33	4	5	4	4	5	4	3	5	3	37	70
	PARNEVIK, Jesper																					Cut
	Rd1	5	4	7	4	4	5	4	4	4	41	4	6	3	5	4	4	3	5	4	38	79
	Rd2	4	5	5	6	4	4	4	3	5	40	4	4	3	4	4	5	4	5	5	38	78
	PATTON, Chris																					Cut
	Rd1	4	3	6	3	5	5	5	4	5	40	4	5	4	5	5	6	3	5	4	41	81
	Rd2	5	4	5	4	4	5	4	4	5	40	5	4	3	5	4	5	3	5	4	38	78

Pos	Par	1	2	3	4	5	6	7	8	9	Out	10	11	12	13	14	15	16	17	18	In	Tot
		4	4	5	3	4	4	4	3	5	36	4	4	3	4	4	4	3	4	4	34	70
	PAVIN, Corey																					Cut
	Rd1	4	4	4	2	4	4	4	3	5	34	4	4	3	5	5	5	3	4	6	39	73
	Rd2	5	4	5	4	4	5	5	2	5	39	5	5	4	4	4	3	3	5	4	37	76
T12	PERNICE JR., Tom																				+4	284
	Rd1	4	3	6	3	4	3	4	4	4	35	4	5	3	4	5	5	3	4	5	38	73
	Rd2	5	4	4	4	3	3	4	3	6	36	5	4	3	3	4	5	3	4	4	35	71
	Rd3	5	5	4	3	4	4	4	2	4	35	4	5	3	3	4	5	3	5	3	35	70
	Rd4	4	5	4	4	4	4	4	2	4	35	4	4	3	4	4	5	3	4	4	35	70
T40	PERRY, Kenny																				+12	292
	Rd1	4	4	5	3	3	4	4	3	5	35	4	5	3	4	4	5	3	4	4	36	71
	Rd2	5	4	3	3	6	4	5	4	5	39	4	5	3	3	4	4	3	4	5	35	74
	Rd3	4	3	4	5	4	6	4	2	4	36	4	4	4	3	4	5	3	4	4	35	71
	Rd4	4	3	7	4	4	4	4	3	5	38	5	4	3	4	4	5	4	5	4	38	76
	PETERSEN, Jon																					Cut
	Rd1	5	4	5	4	4	5	4	4	6	41	5	5	4	5	4	4	3	4	5	39	80
	Rd2	4	4	6	5	4	5	5	3	5	41	5	4	2	4	4	5	5	5	4	38	79
T2	PETROVIC, Tim																				-2	278
	Rd1	4	4	4	3	4	4	6	3	5	37	4	5	4	3	4	4	3	4	4	35	72
	Rd2	4	3	4	3	3	3	3	3	4	30	4	4	3	5	4	4	3	4	4	35	65
	Rd3	4	4	5	3	4	4	4	3	4	35	4	4	3	4	3	5	3	5	5	36	71
	Rd4	4	4	5	4	4	4	5	3	4	37	3	4	3	4	4	5	3	4	3	33	70
	PIERI, Scott																					Cut
	Rd1	5	5	5	4	5	5	5	4	5	43	4	4	3	4	4	4	3	6	4	36	79
	Rd2	4	4	5	3	5	3	4	4	4	36	5	4	3	5	4	4	2	4	5	36	72
	PRZYBYLSKI, Glenn (a)																					Cut
	Rd1	5	4	5	3	5	5	3	4	8	42	5	5	4	5	3	4	4	5	4	39	81
	Rd2	4	5	5	4	4	4	4	3	6	39	4	4	6	5	5	4	4	5	4	41	80
	ROHRBAUGH, Doug																					Cut
	Rd1	4	3	6	3	4	4	4	5	5	38	5	5	3	5	4	5	3	5	5	40	78
	Rd2	4	4	5	4	6	4	4	2	3	36	4	4	3	3	5	4	4	5	4	36	72
	ROY, Jim																					Cut
	Rd1	3	4	6	3	4	4	4	4	5	37	4	3	3	5	4	5	3	5	5	37	74
	Rd2	5	4	5	3	4	5	4	4	7	41	4	4	3	4	6	4	3	3	4	35	76
55	SANDELIN, Jarmo																				+17	297
	Rd1	3	3	4	3	5	4	6	3	5	36	4	4	4	5	5	5	3	3	4	37	73
	Rd2	4	5	8	3	5	4	3	4	4	40	4	4	3	5	4	3	3	3	4	33	73
	Rd3	4	5	4	3	4	4	4	3	6	37	5	3	4	4	6	5	3	5	4	39	76
	Rd4	4	4	5	3	5	4	4	3	5	37	5	4	4	4	5	4	3	4	5	38	75
T21	SAUERS, Gene																				+7	287
	Rd1	4	5	5	2	5	4	4	3	5	37	4	4	3	4	4	5	3	5	4	36	73
	Rd2	5	4	4	3	4	4	3	4	4	35	4	4	3	4	4	6	2	5	4	36	71
	Rd3	5	4	5	3	4	5	5	3	4	38	3	4	3	3	4	4	3	4	4	32	70
	Rd4	4	4	4	3	4	4	5	3	5	36	4	4	3	5	5	5	3	3	5	37	73

Pos		1	2	3	4	5	6	7	8	9	Out	10	11	12	13	14	15	16	17	18	In	Tot
	Par	4	4	5	3	4	4	4	3	5	36	4	4	3	4	4	4	3	4	4	34	70
	SCHUMAN, Jim																					Cut
	Rd1	4	4	5	5	4	5	6	4	6	43	5	4	3	5	4	4	3	5	4	37	80
	Rd2	4	4	5	4	4	4	4	4	5	38	4	5	3	4	5	3	3	4	4	35	73
	SEAR, Steve (a)																					Cut
	Rd1	4	4	3	4	3	4	4	4	5	35	4	5	4	5	6	5	3	5	4	41	76
	Rd2	5	4	5	3	4	4	4	3	4	36	4	4	4	5	6	5	3	4	3	38	74
	SEITZ, Matt																					Cut
	Rd1	4	4	5	4	4	4	6	3	6	40	5	4	4	5	4	3	3	5	4	37	77
	Rd2	4	4	4	4	5	4	4	2	5	36	4	3	5	5	4	3	3	6	5	38	74
T24	SHORT JR., Wes																				+8	288
	Rd1	4	4	5	3	4	4	5	3	5	37	6	4	3	4	4	4	3	5	4	37	74
	Rd2	5	4	5	4	4	4	4	3	4	37	4	3	3	5	3	5	2	4	4	33	70
	Rd3	4	3	5	3	4	3	5	2	4	33	5	4	4	4	6	4	3	4	4	38	71
	Rd4	3	4	5	4	4	3	4	4	3	34	4	4	6	5	5	3	4	4	4	39	73
	SIKES, John																					Cut
	Rd1	5	5	5	4	4	3	4	4	5	39	5	4	4	5	4	4	3	5	4	38	77
	Rd2	5	5	5	4	5	4	4	2	6	40	4	5	4	4	3	4	3	4	5	36	76
	SIMSON, Paul (a)																					Cut
	Rd1	5	3	7	4	4	5	6	3	5	42	5	5	4	5	4	3	4	6	4	40	82
	Rd2	5	6	5	3	4	4	3	2	4	36	4	5	5	5	7	5	3	4	4	42	78
57	SINDELAR, Joey																				+19	299
	Rd1	5	4	6	3	3	4	4	4	6	39	4	5	3	4	3	4	2	4	4	33	72
	Rd2	3	4	5	4	4	4	5	2	5	36	5	5	4	4	4	4	3	4	4	37	73
	Rd3	4	4	6	3	4	5	4	2	5	37	4	4	3	4	4	5	3	5	4	36	73
	Rd4	4	3	7	4	5	4	5	3	6	41	5	4	4	5	4	5	3	6	4	40	81
T16	SINGH, Vijay																				+6	286
	Rd1	4	5	5	3	4	4	3	3	4	35	4	4	3	5	4	5	3	5	4	37	72
	Rd2	4	4	6	3	4	3	4	3	5	36	4	5	4	4	4	6	3	5	3	38	74
	Rd3	5	4	5	3	4	3	4	3	4	35	4	4	4	3	4	4	3	4	4	34	69
	Rd4	4	4	5	4	3	4	4	3	4	35	5	4	3	4	4	4	3	5	4	36	71
	SKINNER, Sonny																					Cut
	Rd1	4	4	5	3	4	4	6	4	4	38	4	4	4	5	5	3	3	5	5	38	76
	Rd2	3	4	5	4	4	3	5	3	5	36	4	5	4	5	5	4	3	5	5	40	76
	SLAGLE, Jerry (a)																					Cut
	Rd1	5	4	6	4	4	5	5	3	4	40	5	6	3	5	5	5	3	4	4	40	80
	Rd2	4	4	7	4	4	4	4	4	5	40	8	5	3	4	5	4	3	5	4	41	81
	SLUMAN, Jeff																					Cut
	Rd1	4	4	5	3	4	4	5	3	6	38	4	4	4	4	4	4	3	4	5	36	74
	Rd2	4	4	4	5	4	4	3	4	4	36	5	4	4	5	5	4	4	4	4	39	75

Pos	Par	1	2	3	4	5	6	7	8	9	Out	10	11	12	13	14	15	16	17	18	In	Tot
		4	4	5	3	4	4	4	3	5	36	4	4	3	4	4	4	3	4	4	34	70
T40	SMITH, Jerry																				+12	292
	Rd1	5	5	4	3	3	4	4	4	4	36	5	4	4	4	3	4	3	5	5	37	73
	Rd2	5	4	4	3	4	5	3	2	4	34	4	4	3	5	6	5	4	4	4	39	73
	Rd3	4	4	6	3	4	5	4	3	5	38	4	4	4	4	4	5	3	4	4	36	74
	Rd4	4	4	5	3	5	4	4	3	4	36	4	5	4	4	4	4	3	4	4	36	72
	SMOLTZ, John																					Cut
	Rd1	5	4	5	4	5	4	5	4	6	42	5	5	4	5	4	7	3	5	5	43	85
	Rd2	5	3	6	3	4	5	5	4	6	41	4	5	2	5	4	4	3	4	5	36	77
	SOUZA, Stan																					Cut
	Rd1	5	4	5	1	6	5	5	5	7	43	5	6	4	5	5	6	4	6	4	45	88
	Rd2	5	6	7	3	4	6	6	5	6	48	5	6	3	6	5	5	4	5	3	42	90
	STANKOWSKI, Tommy																					Cut
	Rd1	3	4	5	2	4	4	4	4	5	35	5	5	3	4	4	4	4	5	4	38	73
	Rd2	4	4	6	6	4	4	4	3	5	40	4	5	3	5	5	5	3	4	3	37	77
T8	SUTHERLAND, Kevin																				+2	282
	Rd1	4	3	4	3	4	4	4	2	5	33	4	5	3	4	3	4	3	4	5	35	68
	Rd2	4	5	5	6	4	4	4	4	5	41	4	4	4	4	3	4	3	4	4	34	75
	Rd3	3	4	4	2	4	4	4	3	5	33	3	4	4	4	4	4	3	4	4	34	67
	Rd4	4	4	5	3	4	4	4	3	5	36	5	4	4	4	4	4	4	4	3	36	72
T40	TANIGAWA, Ken																				+12	292
	Rd1	4	4	6	3	4	5	5	3	6	40	5	4	3	5	4	5	3	4	4	37	77
	Rd2	5	4	5	4	4	4	3	3	5	37	4	4	4	3	4	4	2	4	4	33	70
	Rd3	5	5	4	4	4	4	4	2	5	37	4	3	3	4	5	3	3	4	4	33	70
	Rd4	4	5	4	4	4	4	4	4	5	38	4	4	3	5	5	5	3	4	4	37	75
	TODD, Rick																					WD
	Rd1	4	4	7	2	4	4	5	3	8	41	6	4	3	6	5	7	3	6	5	45	86
	Rd2											6	4	4	5	4	7	4	5	6	45	
	TOLEDO, Esteban																					Cut
	Rd1	4	4	6	7	4	5	5	3	7	45	4	5	4	5	4	3	3	4	4	36	81
	Rd2	4	5	5	4	4	4	4	3	4	37	5	4	4	5	5	4	4	4	3	38	75
1	TOMS, David																				-3	277
	Rd1	4	5	4	3	3	4	4	3	6	36	5	4	3	4	4	4	2	4	4	34	70
	Rd2	4	4	5	3	3	5	3	2	5	34	4	4	4	4	4	5	4	4	4	37	71
	Rd3	3	3	5	3	3	4	4	3	5	33	4	4	3	3	4	4	3	4	4	33	66
	Rd4	4	3	5	3	4	4	4	4	5	36	4	4	3	5	4	4	2	4	4	34	70
	TOUMA, Ricky																					Cut
	Rd1	6	4	5	3	4	4	5	3	5	39	5	5	3	5	5	4	3	5	6	41	80
	Rd2	4	4	4	4	4	4	5	3	5	37	4	3	5	4	6	5	5	5	4	41	78
T8	TRIPLETT, Kirk																				+2	282
	Rd1	5	4	7	3	4	4	4	2	4	37	4	4	4	4	4	4	3	5	5	37	74
	Rd2	3	3	4	3	4	3	3	4	5	32	5	4	3	5	4	3	3	4	3	34	66
	Rd3	4	4	4	2	5	4	4	3	4	34	4	5	4	4	3	4	2	4	4	34	68
	Rd4	4	5	5	5	3	3	4	3	5	37	4	4	3	5	5	4	4	4	4	37	74

Pos	Par	1	2	3	4	5	6	7	8	9	Out	10	11	12	13	14	15	16	17	18	In	Tot
		4	4	5	3	4	4	4	3	5	36	4	4	3	4	4	4	3	4	4	34	70
	VANA, Frank (a)																					Cut
	Rd1	3	4	5	4	4	3	4	3	6	36	5	4	3	4	5	4	3	4	5	37	73
	Rd2	4	4	5	4	4	3	4	4	5	37	6	5	3	4	5	3	3	5	5	39	76
T16	VERPLANK, Scott																				+6	286
	Rd1	4	5	5	4	4	5	4	3	5	39	5	4	2	4	3	5	4	4	4	35	74
	Rd2	4	3	5	2	4	4	4	4	5	35	4	4	3	4	4	4	3	4	5	35	70
	Rd3	4	4	5	4	4	4	5	3	3	36	4	5	2	4	5	4	3	4	4	35	71
	Rd4	4	4	5	4	4	4	3	3	3	34	5	4	3	3	5	5	3	4	5	37	71
56	WAITE, Grant																				+18	298
	Rd1	4	4	5	3	4	4	4	3	6	37	5	4	3	5	4	4	3	4	5	37	74
	Rd2	4	4	4	3	5	5	4	3	4	36	4	4	3	5	3	4	3	4	5	35	71
	Rd3	4	6	5	3	4	4	3	3	5	37	4	4	5	5	5	4	3	4	5	39	76
	Rd4	4	5	4	4	5	4	5	3	4	38	5	5	5	4	4	4	3	5	4	39	77
T31	WALDORF, Duffy																				+10	290
	Rd1	5	4	4	5	3	3	4	3	5	36	5	4	3	4	4	4	3	6	4	37	73
	Rd2	4	4	4	4	3	4	3	3	6	35	5	4	3	4	5	5	3	5	5	39	74
	Rd3	4	4	6	3	4	4	5	3	5	38	5	4	3	5	4	5	3	4	4	37	75
	Rd4	4	3	5	3	4	4	4	3	5	35	5	4	2	4	4	4	3	4	3	33	68
	WALKER, Mark																					Cut
	Rd1	4	5	4	3	5	5	4	3	5	38	5	5	5	4	3	5	3	3	4	37	75
	Rd2	4	5	5	2	5	5	4	3	4	37	4	4	4	5	4	5	4	4	4	38	75
	WAYMENT, Brad (a)																					Cut
	Rd1	5	5	5	4	5	5	4	3	4	40	6	4	3	5	4	7	4	4	5	42	82
	Rd2	6	5	4	4	5	5	4	2	4	39	6	5	4	6	4	5	4	5	4	43	82
T52	WERKMEISTER, Tom																				+15	295
	Rd1	4	4	5	4	4	4	5	4	5	39	3	6	2	4	4	4	3	4	5	35	74
	Rd2	3	3	4	3	4	5	4	2	4	32	6	6	4	4	4	4	3	4	4	39	71
	Rd3	3	5	5	3	3	4	6	3	5	37	5	5	4	4	4	3	4	5	4	38	75
	Rd4	5	4	5	3	5	4	5	3	5	39	4	5	3	4	4	4	3	5	4	36	75
T31	WILLIAMS, Christopher																				+10	290
	Rd1	5	3	4	2	4	4	5	4	5	36	5	4	4	5	4	4	3	4	4	37	73
	Rd2	4	4	5	3	5	4	4	4	5	38	4	4	3	4	4	4	3	4	4	34	72
	Rd3	4	4	5	2	5	5	4	3	4	36	4	4	3	4	4	4	3	4	5	35	71
	Rd4	5	4	4	3	4	3	5	4	4	36	5	4	5	5	4	3	3	4	5	38	74
T31	WILSON, Jeff (a)																				+10	290
	Rd1	4	4	5	3	4	3	5	3	4	35	4	5	5	5	5	5	3	5	4	41	76
	Rd2	4	4	5	3	4	4	4	3	4	35	4	6	4	4	4	4	2	4	4	36	71
	Rd3	4	4	4	3	4	4	4	3	4	34	4	4	3	4	5	4	4	4	4	36	70
	Rd4	5	4	4	3	4	4	4	4	6	38	4	4	3	4	5	4	3	4	4	35	73
	YONEYAMA, Tsuyoshi																					Cut
	Rd1	5	4	4	4	4	4	4	3	5	37	5	5	4	6	6	5	4	4	4	43	80
	Rd2	4	4	5	3	6	4	5	3	4	38	4	5	4	5	4	4	4	5	6	41	79

Pos	Par	1	2	3	4	5	6	7	8	9	Out	10	11	12	13	14	15	16	17	18	In	Tot
		4	4	5	3	4	4	4	3	5	36	4	4	3	4	4	4	3	4	4	34	70
	YONOMOTO, Kendal																					Cut
	Rd1	4	4	5	4	6	5	4	4	5	41	5	4	3	5	4	3	3	5	4	36	77
	Rd2	5	4	5	3	4	6	4	3	4	38	4	4	3	4	4	4	4	4	5	36	74
	ZACHAR, Ned (a)																					Cut
	Rd1	5	4	4	3	5	5	4	3	7	40	5	5	2	5	4	6	3	5	3	38	78
	Rd2	4	4	6	4	5	3	6	5	5	42	4	4	5	4	5	5	2	5	5	39	81

Statistic	Player
Low Front Nine (33)	FROST, David
	GOYDOS, Paul
	PAREL, Scott
Low Back Nine (33)	JIMENEZ, Miguel Angel
	PETROVIC, Tim
	WALDORF, Duffy
Low Round (68)	WALDORF, Duffy

Hole	Par	Yards	Eagles	Birdies	Pars	Bogeys	Double Bogeys	Other	Rank *	Average
1	4	428	0	4	42	13	1	0	10	4.183
2	4	340	0	8	38	12	2	0	13	4.133
3	5	608	0	28	27	3	2	0	18	4.650
4	3	173	0	1	40	17	1	1	3	3.350
5	4	428	0	6	41	13	0	0	14	4.117
6	4	399	0	5	41	13	1	0	11	4.167
7	4	432	0	5	36	17	2	0	T8	4.267
8	3	148	0	2	40	17	1	0	7	3.283
9	5	546	3	18	26	10	3	0	17	4.867
Out	36	3502	3	77	331	115	13	1		37.017
10	4	487	0	4	36	20	0	0	T8	4.267
11	4	463	0	1	40	16	2	1	2	4.367
12	3	229	0	1	31	24	3	1	1	3.533
13	4	490	0	2	38	19	1	0	5	4.317
14	4	438	0	3	38	17	1	1	4	4.333
15	4	462	0	7	38	14	1	0	12	4.150
16	3	162	0	8	44	8	0	0	16	3.000
17	4	532	0	1	42	15	2	0	6	4.300
18	4	420	0	10	36	13	1	0	15	4.083
In	34	3683	0	37	343	146	11	3		36.350
Total	70	7185	3	114	674	261	24	4		73.367

Hole	Par	Yards	Drive Distance	Fairway Hit	Cost of Rough	Green In Regulation	Putts
1	4	428	285.0	58.3%	0.303	55.0%	1.72
2	4	340	242.4	66.7%	0.250	66.7%	1.72
3	5	608	341.6	63.3%	0.409	86.7%	1.68
4	3	173				68.3%	1.97
5	4	428	273.4	65.0%	0.187	55.0%	1.67
6	4	399	273.9	48.3%	0.256	71.7%	1.87
7	4	432	274.4	53.3%	0.304	55.0%	1.78
8	3	148				53.3%	1.80
9	5	546	310.6	70.0%	0.746	68.3%	1.58
Out	36	3502		60.7%	0.298	64.4%	1.75
10	4	487	299.8	73.3%	0.062	33.3%	1.58
11	4	463	273.5	71.7%	0.555	55.0%	1.88
12	3	229				13.3%	1.57
13	4	490	314.9	73.3%	0.335	46.7%	1.75
14	4	438	275.4	51.7%	0.156	53.3%	1.80
15	4	462	322.2	70.0%	0.579	63.3%	1.75
16	3	162				76.7%	1.77
17	4	532	323.0	61.7%	0.501	40.0%	1.65
18	4	420	274.1	58.3%	0.680	66.7%	1.70
In	34	3683		65.7%	0.398	49.8%	1.72
Total	70	7185	291.7	63.2%	0.350	57.1%	1.74

* Holes ranked from 1 (Most Difficult) to 18 (Least Difficult)

Hole	Par	Yards	Eagles	Birdies	Pars	Bogeys	Double Bogeys	Other	Rank *	Average
1	4	421-430	0	36	263	120	9	1	11	4.245
2	4	331-344	1	63	262	91	12	0	15	4.117
3	5	594-608	6	118	231	57	15	2	17	4.914
4	3	162-175	1	21	233	133	32	9	3	3.473
5	4	428-439	1	36	282	95	13	2	12	4.207
6	4	397-410	0	70	254	96	8	1	16	4.105
7	4	415-432	0	38	237	129	24	1	8	4.331
8	3	138-186	0	47	272	96	12	2	13	3.189
9	5	527-546	12	136	201	61	16	3	18	4.865
Out	36	3457-3514	21	565	2235	878	141	21		37.445
10	4	487-503	0	15	228	155	30	3	1	4.492
11	4	463-468	0	27	242	134	25	3	5	4.385
12	3	207-238	0	21	213	166	27	4	2	3.490
13	4	482-490	0	29	229	157	14	2	6	4.378
14	4	418-438	1	35	259	120	14	2	10	4.274
15	4	452-469	0	40	235	128	20	8	7	4.360
16	3	159-185	0	43	294	88	6	0	14	3.132
17	4	517-559	0	13	235	161	21	1	4	4.448
18	4	420-434	0	31	261	124	14	1	9	4.290
In	34	3661-3735	1	254	2196	1233	171	24		37.248
Total	70	7149-7249	22	819	4431	2111	312	45		74.664

Hole	Par	Yards	Drive Distance	Fairway Hit	Cost of Rough	Green In Regulation	Putts
1	4	421-430	275.6	59.9%	0.358	58.5%	1.79
2	4	331-344	244.2	61.8%	0.384	69.9%	1.78
3	5	594-608	315.4	55.2%	0.354	73.4%	1.72
4	3	162-175				59.4%	1.90
5	4	428-439	270.5	62.7%	0.486	58.7%	1.77
6	4	397-410	276.5	60.1%	0.351	66.9%	1.75
7	4	415-432	276.0	60.1%	0.500	60.1%	1.85
8	3	138-186				71.8%	1.87
9	5	527-546	302.1	68.1%	0.370	73.0%	1.71
Out	36	3457-3514		61.1%	0.397	65.8%	1.79
10	4	487-503	298.3	67.7%	0.378	41.8%	1.83
11	4	463-468	270.2	65.9%	0.479	48.3%	1.78
12	3	207-238				32.9%	1.74
13	4	482-490	291.8	66.4%	0.365	41.3%	1.72
14	4	418-438	278.3	59.4%	0.386	57.1%	1.80
15	4	452-469	302.4	67.3%	0.604	56.1%	1.82
16	3	159-185				73.5%	1.84
17	4	517-559	305.8	62.4%	0.499	34.6%	1.71
18	4	420-434	268.3	66.4%	0.623	52.9%	1.74
In	34	3661-3735		65.1%	0.470	48.7%	1.77
Total	70	7149-7249	284.0	63.1%	0.433	57.2%	1.78

* Holes ranked from 1 (Most Difficult) to 18 (Least Difficult)

USGA

39TH U.S. SENIOR OPEN CHAMPIONSHIP ®

Round 4 Stats Summary In Leader Board Order

			Fwy Hit		Grn/Reg		Putts		Birdie		Drive	
Pos	Player	Score	Tot	Rnk	Tot	Rnk	Tot	Rnk	Tot	Rnk	Avg	Rnk
1	TOMS, David	277	38	T21	48	T21	117	T4	12	T8	296.5	21
T2	JIMENEZ, Miguel Angel	278	44	T3	54	T2	125	T28	12	T8	304.0	13
T2	PETROVIC, Tim	278	30	T56	52	T9	124	T24	13	T3	304.8	11
T2	KELLY, Jerry	278	48	1	52	T9	123	T19	13	T3	294.4	30
T5	BROADHURST, Paul	279	35	T34	52	T9	123	T19	12	T8	287.7	43
T5	GOYDOS, Paul	279	41	T10	50	T14	120	T7	13	T3	285.1	46
T5	JOBE, Brandt	279	41	T10	48	T21	118	6	11	T12	307.1	10
T8	SUTHERLAND, Kevin	282	38	T21	61	1	132	T51	10	T18	308.8	9
T8	TRIPLETT, Kirk	282	41	T10	50	T14	124	T24	16	1	291.9	37
T10	JANZEN, Lee	283	40	T16	54	T2	130	T44	10	T18	298.8	T19
T10	LOVE III, Davis	283	31	T53	53	T5	129	T41	11	T12	321.1	1
T12	PERNICE JR., Tom	284	33	T45	45	T32	117	T4	15	2	289.7	39
T12	DAWSON, Marco	284	37	T28	51	T12	124	T24	12	T8	293.7	31
T14	MEDIATE, Rocco	285	43	T6	50	T14	126	T35	9	T26	294.7	T25
T14	HAAS, Jay	285	37	T28	47	T26	122	T14	5	60	282.0	51
T16	PAREL, Scott	286	31	T53	44	T35	122	T14	13	T3	300.8	15
T16	VERPLANK, Scott	286	36	T31	41	T48	121	T11	7	T47	283.6	48
T16	SINGH, Vijay	286	40	T16	53	T5	132	T51	9	T26	304.7	12
T16	LANGER, Bernhard	286	38	T21	46	T30	123	T19	11	T12	285.4	45
T16	ANDRADE, Billy	286	43	T6	50	T14	130	T44	7	T47	295.6	23
T21	SAUERS, Gene	287	41	T10	54	T2	136	T59	10	T18	293.0	34
T21	GARWOOD, Doug	287	34	T39	47	T26	125	T28	11	T12	293.5	T32
T21	PAPPAS, Deane	287	27	59	38	T54	114	2	13	T3	282.9	50
T24	FROST, David	288	44	T3	42	T42	120	T7	8	T38	281.6	52
T24	SHORT JR., Wes	288	34	T39	45	T32	125	T28	11	T12	314.2	4
T24	BAILEY, Todd	288	33	T45	45	T32	125	T28	9	T26	300.7	16
T24	MAYFAIR, Billy	288	44	T3	53	T5	130	T44	8	T38	298.8	T19
T28	FRANCO, Carlos	289	31	T53	48	T21	128	T38	9	T26	293.5	T32
T28	MCKENZIE, David	289	39	T19	44	T35	123	T19	8	T38	289.2	41
T28	GOLDING, Philip	289	41	T10	35	59	112	1	9	T26	279.7	55
T31	WALDORF, Duffy	290	34	T39	42	T42	120	T7	9	T26	294.6	T27
T31	AMES, Stephen	290	34	T39	41	T48	120	T7	6	T57	299.8	17
T31	GAGE, Bobby	290	43	T6	43	T39	125	T28	7	T47	283.4	49
T31	ESTES, Bob	290	36	T31	43	T39	126	T35	11	T12	291.2	38
T31	WILSON, Jeff	290	33	T45	48	T21	130	T44	7	T47	317.7	2
T31	WILLIAMS, Christopher	290	34	T39	46	T30	129	T41	9	T26	288.4	42
T31	BOWDEN, Craig	290	41	T10	37	T56	115	3	10	T18	273.3	59
T38	MIZE, Larry	291	37	T28	49	20	130	T44	9	T26	281.5	53
T38	MONTGOMERIE, Colin	291	38	T21	50	T14	130	T44	9	T26	292.5	36
T40	SMITH, Jerry	292	32	T51	44	T35	128	T38	9	T26	296.1	22
T40	HAMILTON, Todd	292	35	T34	41	T48	122	T14	10	T18	294.7	T25
T40	TANIGAWA, Ken	292	34	T39	37	T56	121	T11	8	T38	314.7	3
T40	PERRY, Kenny	292	33	T45	47	T26	132	T51	8	T38	312.8	7
T44	COOK, John	293	45	2	53	T5	135	T57	7	T47	289.5	40
T44	DUNLAP, Scott	293	39	T19	47	T26	133	55	7	T47	294.5	29
T44	FINSTER, Mike	293	32	T51	51	T12	134	56	7	T47	314.0	5
T44	COUPLES, Fred	293	35	T34	50	T14	135	T57	7	T47	295.0	24
T44	DURANT, Joe	293	33	T45	42	T42	128	T38	9	T26	292.7	35
T49	GENOVESE, Mike	294	38	T21	44	T35	130	T44	9	T26	279.4	T56
T49	FOWLER, Peter	294	23	60	43	T39	124	T24	7	T47	303.7	14
T49	MAGGERT, Jeff	294	35	T34	36	58	121	T11	8	T38	294.6	T27

			Fwy Hit		Grn/Reg		Putts		Birdie		Drive	
Pos	Player	Score	Tot	Rnk	Tot	Rnk	Tot	Rnk	Tot	Rnk	Avg	Rnk
T52	MARKSAENG, Prayad	295	33	T45	40	T52	122	T14	10	T18	299.6	18
T52	WERKMEISTER, Tom	295	38	T21	40	T52	122	T14	10	T18	280.9	54
T52	MCCARRON, Scott	295	30	T56	42	T42	125	T28	8	T38	311.2	8
55	SANDELIN, Jarmo	297	40	T16	42	T42	125	T28	10	T18	284.8	47
56	WAITE, Grant	298	38	T21	42	T42	132	T51	6	T57	313.6	6
57	SINDELAR, Joey	299	35	T34	41	T48	129	T41	7	T47	279.4	T56
T58	BOSSERT, Andre	300	43	T6	48	T21	136	T59	8	T38	279.3	58
T58	BREEN, Bill	300	36	T31	38	T54	126	T35	8	T38	272.7	60
60	FUNK, Robby	303	30	T56	27	60	123	T19	6	T57	285.5	44

Ranking	Leader-Board	Player	Round 1		Round 2		Round 3		Round 4		Average
1	T10	LOVE III, Davis	317.0	337.4	307.3	321.6	307.2	304.9	308.1	365.2	321.1
2	T31	WILSON, Jeff	312.8	310.4	312.4	354.8	295.8	327.3	275.6	352.1	317.7
3	T40	TANIGAWA, Ken	295.8	311.0	281.8	323.5	311.4	327.2	303.3	363.7	314.7
4	T24	SHORT JR., Wes	273.5	309.4	308.2	307.8	332.3	308.0	314.5	359.5	314.2
5	T44	FINSTER, Mike	285.6	345.4	289.6	337.4	275.5	344.9	289.5	343.9	314.0
6	56	WAITE, Grant	303.4	348.7	302.1	319.6	296.4	319.9	281.5	337.0	313.6
7	T40	PERRY, Kenny	297.8	327.0	298.4	351.8	295.0	318.7	282.0	331.4	312.8
8	T52	MCCARRON, Scott	284.8	368.5	291.6	303.4	297.9	327.4	288.7	327.0	311.2
9	T8	SUTHERLAND, Kevin	271.9	321.0	297.6	338.2	282.9	318.2	294.6	346.0	308.8
10	T5	JOBE, Brandt	261.8	308.1	302.7	342.9	293.2	321.0	271.5	355.2	307.1
11	T2	PETROVIC, Tim	278.1	338.2	282.9	310.5	303.0	305.4	272.7	347.5	304.8
12	T16	SINGH, Vijay	294.0	334.2	293.7	297.6	290.0	311.2	317.6	299.5	304.7
13	T2	JIMENEZ, Miguel Angel	267.1	363.4	277.3	320.7	280.0	312.6	271.3	339.7	304.0
14	T49	FOWLER, Peter	302.9	336.5	260.4	311.0	303.4	328.4	270.9	315.7	303.7
15	T16	PAREL, Scott	270.8	304.2	266.7	359.9	276.2	317.6	290.1	321.0	300.8
16	T24	BAILEY, Todd	277.7	314.7	303.0	302.2	274.1	314.3	287.6	331.8	300.7
17	T31	AMES, Stephen	279.6	331.1	276.7	306.4	291.0	276.5	287.0	350.0	299.8
18	T52	MARKSAENG, Prayad	258.2	361.9	267.5	307.6	323.2	317.7	259.8	301.1	299.6
T19	T10	JANZEN, Lee	278.3	301.6	263.7	349.5	278.6	290.3	295.6	332.9	298.8
T19	T24	MAYFAIR, Billy	283.1	290.7	274.9	318.8	293.0	303.3	274.7	351.5	298.8
21	1	TOMS, David	281.0	344.4	289.0	310.3	265.4	297.3	276.2	308.7	296.5
22	T40	SMITH, Jerry	279.9	311.5	266.3	316.0	280.7	307.9	271.9	334.5	296.1
23	T16	ANDRADE, Billy	277.3	302.4	265.5	310.7	295.7	299.2	295.5	318.6	295.6
24	T44	COUPLES, Fred	276.3	331.5	261.5	316.0	274.0	298.9	278.3	323.6	295.0
T25	T14	MEDIATE, Rocco	264.8	299.8	273.8	359.6	279.2	271.5	267.8	341.4	294.7
T25	T40	HAMILTON, Todd	279.2	295.5	275.8	299.3	298.5	304.6	257.6	347.2	294.7
T27	T31	WALDORF, Duffy	280.3	304.6	284.9	301.0	297.6	301.3	278.7	308.2	294.6
T27	T49	MAGGERT, Jeff	271.9	309.8	263.0	315.1	295.9	304.3	282.0	315.0	294.6
29	T44	DUNLAP, Scott	284.7	294.9	275.8	350.3	285.8	298.1	258.1	308.5	294.5
30	T2	KELLY, Jerry	274.3	311.5	275.3	292.3	304.0	276.8	287.4	333.6	294.4
31	T12	DAWSON, Marco	294.0	312.9	273.3	314.4	302.7	292.3	268.8	291.2	293.7
T32	T21	GARWOOD, Doug	266.3	328.2	273.3	303.2	293.6	304.4	252.7	326.0	293.5
T32	T28	FRANCO, Carlos	295.7	277.5	265.1	335.7	288.5	295.9	254.0	335.3	293.5
34	T21	SAUERS, Gene	258.4	289.9	273.8	301.5	278.7	296.3	281.5	363.7	293.0
35	T44	DURANT, Joe	254.0	316.9	267.9	310.6	278.6	279.3	277.6	356.7	292.7
36	T38	MONTGOMERIE, Colin	287.5	306.3	252.1	316.9	295.4	311.0	281.1	290.0	292.5
37	T8	TRIPLETT, Kirk	269.4	321.5	254.6	320.7	268.8	305.3	284.7	309.9	291.9
38	T31	ESTES, Bob	292.8	302.3	280.9	300.8	297.3	292.4	239.6	323.2	291.2
39	T12	PERNICE JR., Tom	274.2	337.0	267.1	292.4	276.6	292.3	265.6	312.5	289.7
40	T44	COOK, John	266.4	332.0	265.1	336.0	273.0	269.2	265.6	308.8	289.5
41	T28	MCKENZIE, David	290.8	344.0	267.6	284.7	284.7	293.6	269.4	279.1	289.2
42	T31	WILLIAMS, Christopher	268.0	308.3	273.4	305.9	260.8	293.1	285.2	312.7	288.4
43	T5	BROADHURST, Paul	282.2	281.6	269.4	319.3	288.9	309.1	289.4	261.6	287.7
44	60	FUNK, Robby	268.9	291.9	274.3	330.8	294.3	278.2	247.4	298.1	285.5
45	T16	LANGER, Bernhard	267.3	275.8	263.6	299.9	282.3	289.4	268.7	336.4	285.4
46	T5	GOYDOS, Paul	252.5	282.4	276.5	343.0	265.8	308.0	236.5	316.4	285.1
47	55	SANDELIN, Jarmo	273.1	284.4	251.5	333.1	283.7	274.7	255.7	321.9	284.8
48	T16	VERPLANK, Scott	251.8	287.7	265.7	272.7	279.7	288.5	262.3	360.6	283.6
49	T31	GAGE, Bobby	265.7	305.2	253.3	328.7	266.0	274.0	271.3	302.6	283.4
50	T21	PAPPAS, Deane	268.0	283.5	264.3	307.6	277.7	294.6	251.8	315.9	282.9
51	T14	HAAS, Jay	262.7	283.2	248.7	306.6	271.9	305.5	258.1	319.5	282.0

Ranking	Leader-Board	Player	Round 1		Round 2		Round 3		Round 4		Average
52	T24	FROST, David	278.1	273.4	273.8	313.8	254.8	298.8	257.7	302.5	281.6
53	T38	MIZE, Larry	258.3	283.2	258.8	282.4	269.5	315.0	263.4	321.6	281.5
54	T52	WERKMEISTER, Tom	247.4	297.8	255.3	321.4	268.5	300.1	266.3	290.7	280.9
55	T28	GOLDING, Philip	266.7	276.9	226.5	296.6	291.5	284.0	279.4	315.9	279.7
T56	T49	GENOVESE, Mike	255.6	313.0	240.7	304.3	267.9	282.2	260.1	311.3	279.4
T56	57	SINDELAR, Joey	270.4	281.3	256.6	291.9	283.3	283.6	271.0	297.3	279.4
58	T58	BOSSERT, Andre	282.2	292.4	274.3	278.7	274.4	270.5	261.1	300.7	279.3
59	T31	BOWDEN, Craig	242.8	273.3	248.6	323.8	272.5	276.7	263.8	284.5	273.3
60	T58	BREEN, Bill	262.9	275.0	284.1	316.7	240.3	274.0	223.6	304.6	272.7

Ranking	Leader-board	Player	Round 1		Round 2		Round 3		Round 4		Average	
1	T2	KELLY, Jerry	12	86%	13	93%	13	93%	10	71%	12.00	86%
2	T44	COOK, John	10	71%	12	86%	13	93%	10	71%	11.25	80%
T3	T2	JIMENEZ, Miguel Angel	11	79%	11	79%	11	79%	11	79%	11.00	79%
T3	T24	FROST, David	13	93%	10	71%	8	57%	13	93%	11.00	79%
T3	T24	MAYFAIR, Billy	12	86%	10	71%	10	71%	12	86%	11.00	79%
T6	T14	MEDIATE, Rocco	12	86%	10	71%	12	86%	9	64%	10.75	77%
T6	T16	ANDRADE, Billy	11	79%	11	79%	11	79%	10	71%	10.75	77%
T6	T31	GAGE, Bobby	11	79%	10	71%	10	71%	12	86%	10.75	77%
T6	T58	BOSSERT, Andre	7	50%	13	93%	11	79%	12	86%	10.75	77%
T10	T5	GOYDOS, Paul	9	64%	12	86%	10	71%	10	71%	10.25	73%
T10	T5	JOBE, Brandt	8	57%	9	64%	12	86%	12	86%	10.25	73%
T10	T8	TRIPLETT, Kirk	8	57%	10	71%	12	86%	11	79%	10.25	73%
T10	T21	SAUERS, Gene	10	71%	11	79%	13	93%	7	50%	10.25	73%
T10	T28	GOLDING, Philip	10	71%	10	71%	12	86%	9	64%	10.25	73%
T10	T31	BOWDEN, Craig	13	93%	10	71%	9	64%	9	64%	10.25	73%
T16	T10	JANZEN, Lee	13	93%	8	57%	9	64%	10	71%	10.00	71%
T16	T16	SINGH, Vijay	11	79%	9	64%	11	79%	9	64%	10.00	71%
T16	55	SANDELIN, Jarmo	7	50%	12	86%	11	79%	10	71%	10.00	71%
T19	T28	MCKENZIE, David	9	64%	11	79%	10	71%	9	64%	9.75	70%
T19	T44	DUNLAP, Scott	13	93%	9	64%	7	50%	10	71%	9.75	70%
T21	1	TOMS, David	9	64%	10	71%	12	86%	7	50%	9.50	68%
T21	T8	SUTHERLAND, Kevin	12	86%	10	71%	9	64%	7	50%	9.50	68%
T21	T16	LANGER, Bernhard	9	64%	7	50%	11	79%	11	79%	9.50	68%
T21	T38	MONTGOMERIE, Colin	11	79%	8	57%	13	93%	6	43%	9.50	68%
T21	T49	GENOVESE, Mike	9	64%	8	57%	11	79%	10	71%	9.50	68%
T21	T52	WERKMEISTER, Tom	12	86%	11	79%	7	50%	8	57%	9.50	68%
T21	56	WAITE, Grant	8	57%	9	64%	11	79%	10	71%	9.50	68%
T28	T12	DAWSON, Marco	11	79%	7	50%	10	71%	9	64%	9.25	66%
T28	T14	HAAS, Jay	12	86%	8	57%	8	57%	9	64%	9.25	66%
T28	T38	MIZE, Larry	11	79%	8	57%	10	71%	8	57%	9.25	66%
T31	T16	VERPLANK, Scott	7	50%	10	71%	9	64%	10	71%	9.00	64%
T31	T31	ESTES, Bob	8	57%	12	86%	8	57%	8	57%	9.00	64%
T31	T58	BREEN, Bill	8	57%	9	64%	10	71%	9	64%	9.00	64%
T34	T5	BROADHURST, Paul	10	71%	7	50%	7	50%	11	79%	8.75	63%
T34	T40	HAMILTON, Todd	6	43%	13	93%	9	64%	7	50%	8.75	63%
T34	T44	COUPLES, Fred	11	79%	8	57%	10	71%	6	43%	8.75	63%
T34	T49	MAGGERT, Jeff	6	43%	9	64%	12	86%	8	57%	8.75	63%
T34	57	SINDELAR, Joey	9	64%	10	71%	6	43%	10	71%	8.75	63%
T39	T21	GARWOOD, Doug	10	71%	9	64%	8	57%	7	50%	8.50	61%
T39	T24	SHORT JR., Wes	11	79%	6	43%	8	57%	9	64%	8.50	61%
T39	T31	WALDORF, Duffy	8	57%	8	57%	8	57%	10	71%	8.50	61%
T39	T31	AMES, Stephen	9	64%	7	50%	6	43%	12	86%	8.50	61%
T39	T31	WILLIAMS, Christopher	8	57%	10	71%	9	64%	7	50%	8.50	61%
T39	T40	TANIGAWA, Ken	6	43%	9	64%	11	79%	8	57%	8.50	61%
T45	T12	PERNICE JR., Tom	8	57%	9	64%	9	64%	7	50%	8.25	59%
T45	T24	BAILEY, Todd	9	64%	9	64%	9	64%	6	43%	8.25	59%
T45	T31	WILSON, Jeff	9	64%	10	71%	7	50%	7	50%	8.25	59%
T45	T40	PERRY, Kenny	11	79%	8	57%	8	57%	6	43%	8.25	59%
T45	T44	DURANT, Joe	7	50%	7	50%	9	64%	10	71%	8.25	59%
T45	T52	MARKSAENG, Prayad	10	71%	7	50%	6	43%	10	71%	8.25	59%
T51	T40	SMITH, Jerry	6	43%	8	57%	11	79%	7	50%	8.00	57%

Ranking	Leader-board	Player	Round 1		Round 2		Round 3		Round 4		Average	
T51	T44	FINSTER, Mike	10	71%	5	36%	10	71%	7	50%	8.00	57%
T53	T10	LOVE III, Davis	6	43%	10	71%	8	57%	7	50%	7.75	55%
T53	T16	PAREL, Scott	9	64%	8	57%	7	50%	7	50%	7.75	55%
T53	T28	FRANCO, Carlos	8	57%	8	57%	6	43%	9	64%	7.75	55%
T56	T2	PETROVIC, Tim	6	43%	10	71%	5	36%	9	64%	7.50	54%
T56	T52	MCCARRON, Scott	8	57%	6	43%	10	71%	6	43%	7.50	54%
T56	60	FUNK, Robby	7	50%	7	50%	7	50%	9	64%	7.50	54%
59	T21	PAPPAS, Deane	9	64%	4	29%	6	43%	8	57%	6.75	48%
60	T49	FOWLER, Peter	6	43%	6	43%	7	50%	4	29%	5.75	41%

Ranking	Leader-Board	Player	Round 1		Round 2		Round 3		Round 4		Average	
1	T8	SUTHERLAND, Kevin	17	94%	13	72%	17	94%	14	78%	15.25	85%
T2	T2	JIMENEZ, Miguel Angel	9	50%	17	94%	14	78%	14	78%	13.50	75%
T2	T10	JANZEN, Lee	15	83%	13	72%	10	56%	16	89%	13.50	75%
T2	T21	SAUERS, Gene	14	78%	13	72%	15	83%	12	67%	13.50	75%
T5	T10	LOVE III, Davis	14	78%	14	78%	15	83%	10	56%	13.25	74%
T5	T16	SINGH, Vijay	11	61%	13	72%	13	72%	16	89%	13.25	74%
T5	T24	MAYFAIR, Billy	15	83%	13	72%	14	78%	11	61%	13.25	74%
T5	T44	COOK, John	13	72%	11	61%	16	89%	13	72%	13.25	74%
T9	T2	PETROVIC, Tim	14	78%	13	72%	13	72%	12	67%	13.00	72%
T9	T2	KELLY, Jerry	14	78%	14	78%	15	83%	9	50%	13.00	72%
T9	T5	BROADHURST, Paul	11	61%	15	83%	15	83%	11	61%	13.00	72%
T12	T12	DAWSON, Marco	14	78%	11	61%	16	89%	10	56%	12.75	71%
T12	T44	FINSTER, Mike	15	83%	12	67%	12	67%	12	67%	12.75	71%
T14	T5	GOYDOS, Paul	12	67%	14	78%	14	78%	10	56%	12.50	69%
T14	T8	TRIPLETT, Kirk	11	61%	15	83%	13	72%	11	61%	12.50	69%
T14	T14	MEDIATE, Rocco	13	72%	13	72%	13	72%	11	61%	12.50	69%
T14	T16	ANDRADE, Billy	13	72%	14	78%	14	78%	9	50%	12.50	69%
T14	T38	MONTGOMERIE, Colin	14	78%	10	56%	14	78%	12	67%	12.50	69%
T14	T44	COUPLES, Fred	15	83%	11	61%	15	83%	9	50%	12.50	69%
20	T38	MIZE, Larry	14	78%	11	61%	12	67%	12	67%	12.25	68%
T21	1	TOMS, David	14	78%	13	72%	13	72%	8	44%	12.00	67%
T21	T5	JOBE, Brandt	11	61%	13	72%	14	78%	10	56%	12.00	67%
T21	T28	FRANCO, Carlos	13	72%	14	78%	12	67%	9	50%	12.00	67%
T21	T31	WILSON, Jeff	9	50%	15	83%	13	72%	11	61%	12.00	67%
T21	T58	BOSSERT, Andre	8	44%	15	83%	11	61%	14	78%	12.00	67%
T26	T14	HAAS, Jay	10	56%	11	61%	14	78%	12	67%	11.75	65%
T26	T21	GARWOOD, Doug	14	78%	11	61%	12	67%	10	56%	11.75	65%
T26	T40	PERRY, Kenny	14	78%	11	61%	11	61%	11	61%	11.75	65%
T26	T44	DUNLAP, Scott	17	94%	13	72%	10	56%	7	39%	11.75	65%
T30	T16	LANGER, Bernhard	10	56%	10	56%	14	78%	12	67%	11.50	64%
T30	T31	WILLIAMS, Christopher	12	67%	11	61%	12	67%	11	61%	11.50	64%
T32	T12	PERNICE JR., Tom	11	61%	11	61%	11	61%	12	67%	11.25	63%
T32	T24	SHORT JR., Wes	11	61%	10	56%	14	78%	10	56%	11.25	63%
T32	T24	BAILEY, Todd	11	61%	14	78%	12	67%	8	44%	11.25	63%
T35	T16	PAREL, Scott	12	67%	11	61%	9	50%	12	67%	11.00	61%
T35	T28	MCKENZIE, David	14	78%	10	56%	12	67%	8	44%	11.00	61%
T35	T40	SMITH, Jerry	10	56%	9	50%	12	67%	13	72%	11.00	61%
T35	T49	GENOVESE, Mike	12	67%	11	61%	12	67%	9	50%	11.00	61%
T39	T31	GAGE, Bobby	10	56%	10	56%	11	61%	12	67%	10.75	60%
T39	T31	ESTES, Bob	9	50%	13	72%	13	72%	8	44%	10.75	60%
T39	T49	FOWLER, Peter	11	61%	10	56%	15	83%	7	39%	10.75	60%
T42	T24	FROST, David	7	39%	11	61%	10	56%	14	78%	10.50	58%
T42	T31	WALDORF, Duffy	11	61%	8	44%	11	61%	12	67%	10.50	58%
T42	T44	DURANT, Joe	9	50%	9	50%	14	78%	10	56%	10.50	58%
T42	T52	MCCARRON, Scott	10	56%	12	67%	11	61%	9	50%	10.50	58%
T42	55	SANDELIN, Jarmo	12	67%	12	67%	9	50%	9	50%	10.50	58%
T42	56	WAITE, Grant	11	61%	9	50%	13	72%	9	50%	10.50	58%
T48	T16	VERPLANK, Scott	10	56%	12	67%	9	50%	10	56%	10.25	57%
T48	T31	AMES, Stephen	11	61%	6	33%	12	67%	12	67%	10.25	57%
T48	T40	HAMILTON, Todd	10	56%	11	61%	11	61%	9	50%	10.25	57%
T48	57	SINDELAR, Joey	11	61%	11	61%	12	67%	7	39%	10.25	57%

Ranking	Leader-Board	Player	Round 1		Round 2		Round 3		Round 4		Average	
T52	T52	MARKSAENG, Prayad	11	61%	13	72%	7	39%	9	50%	10.00	56%
T52	T52	WERKMEISTER, Tom	8	44%	12	67%	11	61%	9	50%	10.00	56%
T54	T21	PAPPAS, Deane	12	67%	11	61%	7	39%	8	44%	9.50	53%
T54	T58	BREEN, Bill	10	56%	12	67%	11	61%	5	28%	9.50	53%
T56	T31	BOWDEN, Craig	12	67%	7	39%	11	61%	7	39%	9.25	51%
T56	T40	TANIGAWA, Ken	5	28%	12	67%	10	56%	10	56%	9.25	51%
58	T49	MAGGERT, Jeff	4	22%	10	56%	14	78%	8	44%	9.00	50%
59	T28	GOLDING, Philip	7	39%	11	61%	9	50%	8	44%	8.75	49%
60	60	FUNK, Robby	8	44%	6	33%	9	50%	4	22%	6.75	38%

Ranking	Leader-Board	Player	Round 1		Round 2		Round 3		Round 4		Average	
1	T28	GOLDING, Philip	27	1.50	25	1.39	30	1.67	30	1.67	28.00	1.56
2	T21	PAPPAS, Deane	27	1.50	29	1.61	28	1.56	30	1.67	28.50	1.58
3	T31	BOWDEN, Craig	30	1.67	28	1.56	30	1.67	27	1.50	28.75	1.60
T4	1	TOMS, David	32	1.78	32	1.78	27	1.50	26	1.44	29.25	1.63
T4	T12	PERNICE JR., Tom	30	1.67	28	1.56	29	1.61	30	1.67	29.25	1.63
6	T5	JOBE, Brandt	29	1.61	33	1.83	28	1.56	28	1.56	29.50	1.64
T7	T5	GOYDOS, Paul	32	1.78	28	1.56	32	1.78	28	1.56	30.00	1.67
T7	T24	FROST, David	25	1.39	35	1.94	28	1.56	32	1.78	30.00	1.67
T7	T31	WALDORF, Duffy	30	1.67	29	1.61	33	1.83	28	1.56	30.00	1.67
T7	T31	AMES, Stephen	29	1.61	25	1.39	35	1.94	31	1.72	30.00	1.67
T11	T16	VERPLANK, Scott	32	1.78	31	1.72	29	1.61	29	1.61	30.25	1.68
T11	T40	TANIGAWA, Ken	29	1.61	30	1.67	29	1.61	33	1.83	30.25	1.68
T11	T49	MAGGERT, Jeff	24	1.33	30	1.67	33	1.83	34	1.89	30.25	1.68
T14	T14	HAAS, Jay	28	1.56	27	1.50	34	1.89	33	1.83	30.50	1.69
T14	T16	PAREL, Scott	30	1.67	31	1.72	31	1.72	30	1.67	30.50	1.69
T14	T40	HAMILTON, Todd	33	1.83	30	1.67	32	1.78	27	1.50	30.50	1.69
T14	T52	MARKSAENG, Prayad	30	1.67	32	1.78	30	1.67	30	1.67	30.50	1.69
T14	T52	WERKMEISTER, Tom	29	1.61	30	1.67	32	1.78	31	1.72	30.50	1.69
T19	T2	KELLY, Jerry	28	1.56	31	1.72	35	1.94	29	1.61	30.75	1.71
T19	T5	BROADHURST, Paul	29	1.61	33	1.83	33	1.83	28	1.56	30.75	1.71
T19	T16	LANGER, Bernhard	29	1.61	33	1.83	29	1.61	32	1.78	30.75	1.71
T19	T28	MCKENZIE, David	32	1.78	32	1.78	31	1.72	28	1.56	30.75	1.71
T19	60	FUNK, Robby	29	1.61	30	1.67	32	1.78	32	1.78	30.75	1.71
T24	T2	PETROVIC, Tim	34	1.89	27	1.50	32	1.78	31	1.72	31.00	1.72
T24	T8	TRIPLETT, Kirk	33	1.83	29	1.61	31	1.72	31	1.72	31.00	1.72
T24	T12	DAWSON, Marco	33	1.83	30	1.67	33	1.83	28	1.56	31.00	1.72
T24	T49	FOWLER, Peter	33	1.83	28	1.56	34	1.89	29	1.61	31.00	1.72
T28	T2	JIMENEZ, Miguel Angel	26	1.44	33	1.83	35	1.94	31	1.72	31.25	1.74
T28	T21	GARWOOD, Doug	33	1.83	31	1.72	29	1.61	32	1.78	31.25	1.74
T28	T24	SHORT JR., Wes	33	1.83	29	1.61	33	1.83	30	1.67	31.25	1.74
T28	T24	BAILEY, Todd	34	1.89	29	1.61	32	1.78	30	1.67	31.25	1.74
T28	T31	GAGE, Bobby	32	1.78	32	1.78	30	1.67	31	1.72	31.25	1.74
T28	T52	MCCARRON, Scott	29	1.61	33	1.83	34	1.89	29	1.61	31.25	1.74
T28	55	SANDELIN, Jarmo	32	1.78	30	1.67	31	1.72	32	1.78	31.25	1.74
T35	T14	MEDIATE, Rocco	29	1.61	35	1.94	33	1.83	29	1.61	31.50	1.75
T35	T31	ESTES, Bob	33	1.83	29	1.61	35	1.94	29	1.61	31.50	1.75
T35	T58	BREEN, Bill	30	1.67	32	1.78	33	1.83	31	1.72	31.50	1.75
T38	T28	FRANCO, Carlos	33	1.83	34	1.89	34	1.89	27	1.50	32.00	1.78
T38	T40	SMITH, Jerry	30	1.67	31	1.72	34	1.89	33	1.83	32.00	1.78
T38	T44	DURANT, Joe	27	1.50	30	1.67	34	1.89	37	2.06	32.00	1.78
T41	T10	LOVE III, Davis	32	1.78	30	1.67	35	1.94	32	1.78	32.25	1.79
T41	T31	WILLIAMS, Christopher	33	1.83	31	1.72	31	1.72	34	1.89	32.25	1.79
T41	57	SINDELAR, Joey	31	1.72	31	1.72	32	1.78	35	1.94	32.25	1.79
T44	T10	JANZEN, Lee	32	1.78	36	2.00	28	1.56	34	1.89	32.50	1.81
T44	T16	ANDRADE, Billy	32	1.78	35	1.94	32	1.78	31	1.72	32.50	1.81
T44	T24	MAYFAIR, Billy	32	1.78	32	1.78	34	1.89	32	1.78	32.50	1.81
T44	T31	WILSON, Jeff	34	1.89	33	1.83	31	1.72	32	1.78	32.50	1.81
T44	T38	MIZE, Larry	35	1.94	32	1.78	31	1.72	32	1.78	32.50	1.81
T44	T38	MONTGOMERIE, Colin	33	1.83	29	1.61	30	1.67	38	2.11	32.50	1.81
T44	T49	GENOVESE, Mike	33	1.83	35	1.94	35	1.94	27	1.50	32.50	1.81
T51	T8	SUTHERLAND, Kevin	34	1.89	33	1.83	32	1.78	33	1.83	33.00	1.83

Ranking	Leader-Board	Player	Round 1		Round 2		Round 3		Round 4		Average	
T51	T16	SINGH, Vijay	32	1.78	34	1.89	31	1.72	35	1.94	33.00	1.83
T51	T40	PERRY, Kenny	35	1.94	33	1.83	30	1.67	34	1.89	33.00	1.83
T51	56	WAITE, Grant	33	1.83	29	1.61	36	2.00	34	1.89	33.00	1.83
55	T44	DUNLAP, Scott	38	2.11	33	1.83	32	1.78	30	1.67	33.25	1.85
56	T44	FINSTER, Mike	35	1.94	35	1.94	30	1.67	34	1.89	33.50	1.86
T57	T44	COOK, John	32	1.78	33	1.83	35	1.94	35	1.94	33.75	1.88
T57	T44	COUPLES, Fred	34	1.89	31	1.72	35	1.94	35	1.94	33.75	1.88
T59	T21	SAUERS, Gene	35	1.94	34	1.89	34	1.89	33	1.83	34.00	1.89
T59	T58	BOSSERT, Andre	31	1.72	34	1.89	33	1.83	38	2.11	34.00	1.89

Ranking	Player	Rd 1	Rd 2	Rd 3	Rd 4	Total
1	TRIPLETT, Kirk	2	7	5	2	16
2	PERNICE JR., Tom	3	4	5	3	15
T3	PETROVIC, Tim	2	6	2	3	13
T3	KELLY, Jerry	5	4	3	1	13
T3	GOYDOS, Paul	3	4	2	4	13
T3	PAREL, Scott	4	3	2	4	13
T3	PAPPAS, Deane	5	5	2	1	13
T8	TOMS, David	3	3	4	2	12
T8	JIMENEZ, Miguel Angel	4	2	1	5	12
T8	BROADHURST, Paul	2	4	4	2	12
T8	DAWSON, Marco	3	3	4	2	12
T12	JOBE, Brandt	2	2	5	2	11
T12	LOVE III, Davis	4	2	3	2	11
T12	LANGER, Bernhard	3	1	5	2	11
T12	GARWOOD, Doug	1	3	4	3	11
T12	SHORT JR., Wes	0	4	4	3	11
T12	ESTES, Bob	3	4	1	3	11
T18	SUTHERLAND, Kevin	4	1	4	1	10
T18	JANZEN, Lee	4	0	4	2	10
T18	SAUERS, Gene	1	4	3	2	10
T18	BOWDEN, Craig	1	3	4	2	10
T18	HAMILTON, Todd	2	2	4	2	10
T18	MARKSAENG, Prayad	3	3	2	2	10
T18	WERKMEISTER, Tom	2	5	3	0	10
T18	SANDELIN, Jarmo	4	4	2	0	10
T26	MEDIATE, Rocco	4	1	3	1	9
T26	SINGH, Vijay	2	2	3	2	9
T26	BAILEY, Todd	1	6	1	1	9
T26	FRANCO, Carlos	1	2	3	3	9
T26	GOLDING, Philip	1	4	2	2	9
T26	WALDORF, Duffy	3	3	0	3	9
T26	WILLIAMS, Christopher	3	0	2	4	9
T26	MIZE, Larry	3	3	2	1	9
T26	MONTGOMERIE, Colin	2	4	2	1	9
T26	SMITH, Jerry	4	4	0	1	9
T26	DURANT, Joe	3	3	3	0	9
T26	GENOVESE, Mike	1	1	3	4	9
T38	FROST, David	2	1	2	3	8
T38	MAYFAIR, Billy	2	1	2	3	8
T38	MCKENZIE, David	2	2	3	1	8
T38	TANIGAWA, Ken	0	3	4	1	8
T38	PERRY, Kenny	1	1	5	1	8
T38	MAGGERT, Jeff	2	2	2	2	8
T38	MCCARRON, Scott	2	3	2	1	8
T38	BOSSERT, Andre	2	2	2	2	8
T38	BREEN, Bill	2	3	3	0	8
T47	VERPLANK, Scott	2	2	1	2	7
T47	ANDRADE, Billy	2	1	3	1	7
T47	GAGE, Bobby	0	2	3	2	7
T47	WILSON, Jeff	2	2	2	1	7
T47	COOK, John	3	1	2	1	7

Ranking	Player	Rd 1	Rd 2	Rd 3	Rd 4	Total
T47	DUNLAP, Scott	2	2	2	1	7
T47	FINSTER, Mike	1	1	2	3	7
T47	COUPLES, Fred	1	3	2	1	7
T47	FOWLER, Peter	2	1	2	2	7
T47	SINDELAR, Joey	3	2	1	1	7
T57	AMES, Stephen	3	1	0	2	6
T57	WAITE, Grant	0	3	1	2	6
T57	FUNK, Robby	4	1	0	1	6
60	HAAS, Jay	2	1	0	2	5

Pos	Par	1 4	2 4	3 5	4 3	5 4	6 4	7 4	8 3	9 5	Out 36	10 4	11 4	12 3	13 4	14 4	15 4	16 3	17 4	18 4	In 34	Tot 70
1	TOMS, David																				-3	277
	Rd1	4	5	4	3	3	4	4	3	6	36	5	4	3	4	4	4	2	4	4	34	70
	Rd2	4	4	5	3	3	5	3	2	5	34	4	4	4	4	4	5	4	4	4	37	71
	Rd3	3	3	5	3	3	4	4	3	5	33	4	4	3	3	4	4	3	4	4	33	66
	Rd4	4	3	5	3	4	4	4	4	5	36	4	4	3	5	4	4	2	4	4	34	70
T2	JIMENEZ, Miguel Angel																				-2	278
	Rd1	4	2	4	5	4	3	5	3	4	34	5	4	3	4	3	4	3	4	4	34	68
	Rd2	4	4	5	3	4	4	4	3	4	35	4	4	3	3	4	4	3	4	4	33	68
	Rd3	4	4	5	4	5	4	4	3	5	38	4	5	3	4	5	3	3	4	4	35	73
	Rd4	3	4	4	3	4	4	3	5	6	36	4	4	4	4	4	3	3	4	3	33	69
T2	PETROVIC, Tim																				-2	278
	Rd1	4	4	4	3	4	4	6	3	5	37	4	5	4	3	4	4	3	4	4	35	72
	Rd2	4	3	4	3	3	3	3	3	4	30	4	4	3	5	4	4	3	4	4	35	65
	Rd3	4	4	5	3	4	4	4	3	4	35	4	4	3	4	3	5	3	5	5	36	71
	Rd4	4	4	5	4	4	4	5	3	4	37	3	4	3	4	4	5	3	4	3	33	70
T2	KELLY, Jerry																				-2	278
	Rd1	3	3	5	3	3	3	4	3	5	32	4	4	3	3	4	4	3	4	5	34	66
	Rd2	4	3	5	4	4	3	3	4	5	35	4	4	3	4	4	4	3	5	3	34	69
	Rd3	4	5	4	3	4	3	4	3	4	34	5	4	5	4	4	4	3	4	4	37	71
	Rd4	4	4	4	3	4	5	4	3	5	36	4	5	4	4	4	4	3	4	4	36	72
T5	BROADHURST, Paul																				-1	279
	Rd1	4	4	4	4	4	3	4	3	5	35	4	4	3	4	4	6	3	4	4	36	71
	Rd2	3	4	5	3	3	3	4	4	5	34	4	3	4	5	4	4	3	5	4	36	70
	Rd3	4	5	4	2	4	4	5	3	5	36	5	4	3	4	4	3	2	4	4	33	69
	Rd4	4	3	5	3	4	4	4	4	4	35	4	4	3	4	4	4	3	4	4	34	69
T5	GOYDOS, Paul																				-1	279
	Rd1	5	4	5	3	5	3	4	3	4	36	4	4	3	4	3	4	4	5	5	36	72
	Rd2	4	4	5	3	4	3	4	3	4	34	5	6	3	3	2	3	3	4	4	33	67
	Rd3	5	4	5	3	4	3	4	3	5	36	4	5	3	4	4	4	2	4	4	34	70
	Rd4	4	4	4	3	4	4	3	3	4	33	5	4	4	4	4	3	3	5	5	37	70
T5	JOBE, Brandt																				-1	279
	Rd1	5	4	5	3	5	4	4	3	5	38	4	4	2	4	4	4	2	4	4	32	70
	Rd2	4	4	5	4	4	4	4	2	5	36	5	5	4	4	5	3	3	4	4	37	73
	Rd3	4	3	4	3	4	3	4	3	5	33	4	5	2	4	4	3	3	4	4	33	66
	Rd4	3	4	5	3	4	5	4	2	5	35	4	4	3	4	4	5	3	4	4	35	70
T8	SUTHERLAND, Kevin																				+2	282
	Rd1	4	3	4	3	4	4	4	2	5	33	4	5	3	4	3	4	3	4	5	35	68
	Rd2	4	5	5	6	4	4	4	4	5	41	4	4	4	4	3	4	3	4	4	34	75
	Rd3	3	4	4	2	4	4	4	3	5	33	3	4	4	4	4	4	3	4	4	34	67
	Rd4	4	4	5	3	4	4	4	3	5	36	5	4	4	4	4	4	4	4	3	36	72
T8	TRIPLETT, Kirk																				+2	282
	Rd1	5	4	7	3	4	4	4	2	4	37	4	4	4	4	4	4	3	5	5	37	74
	Rd2	3	3	4	3	4	3	3	4	5	32	5	4	3	5	4	3	3	4	3	34	66
	Rd3	4	4	4	2	5	4	4	3	4	34	4	5	4	4	3	4	2	4	4	34	68
	Rd4	4	5	5	5	3	3	4	3	5	37	4	4	3	5	5	4	4	4	4	37	74

Pos	Par	1	2	3	4	5	6	7	8	9	Out	10	11	12	13	14	15	16	17	18	In	Tot
		4	4	5	3	4	4	4	3	5	36	4	4	3	4	4	4	3	4	4	34	70
T10	JANZEN, Lee																				+3	283
	Rd1	3	4	5	3	5	4	3	3	4	34	4	4	4	4	4	5	2	4	4	35	69
	Rd2	5	4	5	3	4	4	4	4	5	38	4	5	3	5	5	4	3	4	4	37	75
	Rd3	4	5	5	3	5	5	3	2	4	36	4	4	3	4	3	4	3	4	4	33	69
	Rd4	4	4	5	3	3	5	4	3	4	35	4	4	4	4	4	4	3	4	4	35	70
T10	LOVE III, Davis																				+3	283
	Rd1	3	5	5	3	4	3	4	3	5	35	4	6	2	5	4	4	2	5	4	36	71
	Rd2	3	4	4	3	4	4	4	3	5	34	4	4	3	4	4	4	3	4	4	34	68
	Rd3	4	4	5	3	4	3	5	3	4	35	4	4	3	3	5	4	4	5	4	36	71
	Rd4	4	4	4	3	4	6	4	4	4	37	4	4	3	5	4	4	4	4	4	36	73
T12	PERNICE JR., Tom																				+4	284
	Rd1	4	3	6	3	4	3	4	4	4	35	4	5	3	4	5	5	3	4	5	38	73
	Rd2	5	4	4	4	3	3	4	3	6	36	5	4	3	3	4	5	3	4	4	35	71
	Rd3	5	5	4	3	4	4	4	2	4	35	4	5	3	3	4	5	3	5	3	35	70
	Rd4	4	5	4	4	4	4	4	2	4	35	4	4	3	4	4	5	3	4	4	35	70
T12	DAWSON, Marco																				+4	284
	Rd1	4	4	5	2	3	4	4	4	5	35	5	5	4	4	4	3	3	4	4	36	71
	Rd2	4	4	5	5	4	5	3	2	4	36	5	4	3	5	5	4	3	5	4	38	74
	Rd3	5	3	4	3	4	5	5	3	5	37	4	3	3	4	4	4	3	3	4	32	69
	Rd4	4	4	4	3	4	4	5	3	5	36	4	4	4	4	4	4	3	4	3	34	70
T14	MEDIATE, Rocco																				+5	285
	Rd1	4	4	4	3	4	4	3	3	5	34	5	4	2	4	3	5	3	4	4	34	68
	Rd2	4	3	6	3	4	4	4	3	5	36	4	5	4	4	4	5	4	4	4	38	74
	Rd3	4	4	5	4	4	3	4	3	4	35	5	5	3	4	5	3	3	5	4	37	72
	Rd4	4	3	5	3	4	4	4	3	7	37	4	4	3	4	4	4	3	4	4	34	71
T14	HAAS, Jay																				+5	285
	Rd1	4	3	5	4	4	4	4	3	5	36	4	4	2	4	4	4	4	4	4	34	70
	Rd2	3	4	5	4	4	4	4	3	3	34	4	5	3	4	4	4	3	4	4	35	69
	Rd3	4	4	5	3	4	5	4	3	5	37	4	4	3	4	4	5	3	4	4	35	72
	Rd4	5	4	4	3	4	4	4	4	4	36	4	4	4	4	5	6	3	4	4	38	74
T16	PAREL, Scott																				+6	286
	Rd1	4	3	4	3	5	4	4	2	5	34	3	5	3	5	4	4	3	4	4	35	69
	Rd2	4	5	4	3	7	4	4	3	5	39	4	4	4	3	3	4	4	4	4	34	73
	Rd3	5	4	5	3	6	4	3	3	5	38	6	4	3	4	4	4	3	3	5	36	74
	Rd4	4	4	5	3	3	4	3	3	4	33	4	5	4	4	5	4	3	5	3	37	70
T16	VERPLANK, Scott																				+6	286
	Rd1	4	5	5	4	4	5	4	3	5	39	5	4	2	4	3	5	4	4	4	35	74
	Rd2	4	3	5	2	4	4	4	4	5	35	4	4	3	4	4	4	3	4	5	35	70
	Rd3	4	4	5	4	4	4	5	3	3	36	4	5	2	4	5	4	3	4	4	35	71
	Rd4	4	4	5	4	4	4	3	3	3	34	5	4	3	3	5	5	3	4	5	37	71
T16	SINGH, Vijay																				+6	286
	Rd1	4	5	5	3	4	4	3	3	4	35	4	4	3	5	4	5	3	5	4	37	72
	Rd2	4	4	6	3	4	3	4	3	5	36	4	5	4	4	4	6	3	5	3	38	74
	Rd3	5	4	5	3	4	3	4	3	4	35	4	4	4	3	4	4	3	4	4	34	69
	Rd4	4	4	5	4	3	4	4	3	4	35	5	4	3	4	4	4	3	5	4	36	71

Pos	Par	1	2	3	4	5	6	7	8	9	Out	10	11	12	13	14	15	16	17	18	In	Tot
		4	4	5	3	4	4	4	3	5	36	4	4	3	4	4	4	3	4	4	34	70
T16	LANGER, Bernhard																				+6	286
	Rd1	4	3	4	4	4	4	5	3	5	36	4	4	4	4	4	3	3	5	5	36	72
	Rd2	6	4	4	4	4	4	4	4	3	37	5	4	4	4	4	4	3	6	5	39	76
	Rd3	4	4	5	3	4	3	4	3	4	34	3	3	4	4	4	4	3	4	3	32	66
	Rd4	4	4	4	4	4	4	4	3	6	37	4	5	3	4	4	4	2	4	5	35	72
T16	ANDRADE, Billy																				+6	286
	Rd1	4	4	5	4	4	5	4	3	4	37	4	3	3	4	4	4	3	5	4	34	71
	Rd2	4	4	4	3	4	4	4	3	3	33	5	4	3	4	4	5	4	5	4	38	71
	Rd3	5	4	4	3	4	4	4	3	4	35	4	4	3	4	5	4	2	4	4	34	69
	Rd4	6	5	4	3	4	4	4	3	5	38	5	4	3	6	4	4	3	4	4	37	75
T21	SAUERS, Gene																				+7	287
	Rd1	4	5	5	2	5	4	4	3	5	37	4	4	3	4	4	5	3	5	4	36	73
	Rd2	5	4	4	3	4	4	3	4	4	35	4	4	3	4	4	6	2	5	4	36	71
	Rd3	5	4	5	3	4	5	5	3	4	38	3	4	3	3	4	4	3	4	4	32	70
	Rd4	4	4	4	3	4	4	5	3	5	36	4	4	3	5	5	5	3	3	5	37	73
T21	GARWOOD, Doug																				+7	287
	Rd1	4	3	7	3	2	4	4	3	5	35	5	4	6	4	4	4	3	4	5	39	74
	Rd2	3	4	4	3	4	4	4	3	4	33	5	4	3	5	4	5	3	5	4	38	71
	Rd3	4	4	4	3	3	3	5	3	4	33	4	4	3	5	4	5	3	4	4	36	69
	Rd4	5	4	4	4	4	3	4	4	4	36	5	5	3	4	4	5	3	4	4	37	73
T21	PAPPAS, Deane																				+7	287
	Rd1	4	4	4	3	4	4	4	2	4	33	5	5	4	3	4	4	3	3	4	35	68
	Rd2	4	4	5	3	5	3	3	3	4	34	6	3	3	3	5	5	3	4	5	37	71
	Rd3	4	4	4	4	4	4	5	3	4	36	4	5	3	4	4	6	3	4	5	38	74
	Rd4	4	4	4	4	4	4	5	3	6	38	5	4	3	4	4	4	3	4	5	36	74
T24	FROST, David																				+8	288
	Rd1	4	3	5	4	4	4	4	2	6	36	4	4	3	4	4	4	3	5	4	35	71
	Rd2	5	4	5	3	4	5	4	4	5	39	6	5	4	4	4	4	3	3	4	37	76
	Rd3	4	4	5	2	5	4	4	2	5	35	4	4	3	5	4	5	3	4	4	36	71
	Rd4	3	4	4	3	3	4	4	3	5	33	4	5	4	4	4	4	3	4	5	37	70
T24	SHORT JR., Wes																				+8	288
	Rd1	4	4	5	3	4	4	5	3	5	37	6	4	3	4	4	4	3	5	4	37	74
	Rd2	5	4	5	4	4	4	4	3	4	37	4	3	3	5	3	5	2	4	4	33	70
	Rd3	4	3	5	3	4	3	5	2	4	33	5	4	4	4	6	4	3	4	4	38	71
	Rd4	3	4	5	4	4	3	4	4	3	34	4	4	6	5	5	3	4	4	4	39	73
T24	BAILEY, Todd																				+8	288
	Rd1	4	5	6	3	4	4	4	3	4	37	4	6	3	4	5	4	3	5	5	39	76
	Rd2	3	3	4	3	5	4	3	3	4	32	3	4	3	5	4	4	3	4	4	34	66
	Rd3	4	4	5	3	4	4	5	3	5	37	4	3	3	4	4	5	3	5	4	35	72
	Rd4	5	4	6	3	4	4	4	3	6	39	3	6	3	4	4	4	3	4	4	35	74
T24	MAYFAIR, Billy																				+8	288
	Rd1	4	4	5	3	4	3	4	3	5	35	4	3	3	5	4	4	3	4	4	34	69
	Rd2	5	4	4	5	4	4	5	3	5	39	4	4	3	5	4	4	3	4	4	35	74
	Rd3	4	5	5	3	4	4	4	3	4	36	4	4	4	3	4	4	3	5	4	35	71
	Rd4	5	5	4	3	4	4	4	4	4	37	5	5	3	4	6	3	3	4	4	37	74

Pos	Par	1	2	3	4	5	6	7	8	9	Out	10	11	12	13	14	15	16	17	18	In	Tot
		4	4	5	3	4	4	4	3	5	36	4	4	3	4	4	4	3	4	4	34	70
T28	FRANCO, Carlos																				+9	289
	Rd1	4	3	5	3	4	4	4	3	5	35	4	4	4	4	5	4	3	5	5	38	73
	Rd2	5	4	5	4	3	5	4	3	5	38	5	4	2	4	4	4	3	4	4	34	72
	Rd3	4	5	4	4	4	4	5	3	4	37	4	5	4	4	4	3	3	5	5	37	74
	Rd4	4	6	4	3	5	4	4	3	3	36	4	3	4	5	4	4	2	4	4	34	70
T28	MCKENZIE, David																				+9	289
	Rd1	4	3	5	3	4	4	4	4	5	36	5	4	3	4	4	3	3	4	4	34	70
	Rd2	5	4	5	3	4	5	4	3	4	37	5	4	3	5	4	5	3	5	3	37	74
	Rd3	3	5	4	3	4	4	4	3	6	36	4	6	3	4	3	4	4	4	5	37	73
	Rd4	4	4	5	3	5	5	4	3	5	38	4	4	3	4	4	4	3	5	3	34	72
T28	GOLDING, Philip																				+9	289
	Rd1	4	5	4	3	4	4	4	4	5	37	4	4	3	4	4	4	3	5	4	35	72
	Rd2	4	4	5	3	4	4	3	2	4	33	4	4	3	5	4	4	2	4	4	34	67
	Rd3	3	4	5	4	5	4	4	4	4	37	5	4	3	4	4	4	4	4	4	36	73
	Rd4	4	5	4	3	5	4	6	3	7	41	5	4	3	4	3	4	4	4	5	36	77
T31	WALDORF, Duffy																				+10	290
	Rd1	5	4	4	5	3	3	4	3	5	36	5	4	3	4	4	4	3	6	4	37	73
	Rd2	4	4	4	4	3	4	3	3	6	35	5	4	3	4	5	5	3	5	5	39	74
	Rd3	4	4	6	3	4	4	5	3	5	38	5	4	3	5	4	5	3	4	4	37	75
	Rd4	4	3	5	3	4	4	4	3	5	35	5	4	2	4	4	4	3	4	3	33	68
T31	AMES, Stephen																				+10	290
	Rd1	4	3	4	4	4	4	4	3	5	35	4	4	3	4	3	4	3	6	4	35	70
	Rd2	5	3	5	4	4	4	4	3	5	37	4	5	3	5	4	5	3	4	4	37	74
	Rd3	5	4	5	4	4	4	4	3	5	38	4	5	4	4	4	4	3	4	5	37	75
	Rd4	4	3	4	3	4	4	4	3	5	34	4	4	3	5	5	5	3	4	4	37	71
T31	GAGE, Bobby																				+10	290
	Rd1	5	4	5	4	4	4	5	3	5	39	6	4	3	4	4	4	3	4	4	36	75
	Rd2	4	4	4	4	4	4	4	3	5	36	4	4	4	5	5	3	4	4	4	37	73
	Rd3	4	5	6	2	4	4	5	3	5	38	4	3	3	3	4	4	3	4	5	33	71
	Rd4	4	4	5	2	4	4	4	4	5	36	4	4	4	4	3	4	3	5	4	35	71
T31	ESTES, Bob																				+10	290
	Rd1	4	3	4	4	5	5	6	4	4	39	5	4	3	4	4	4	4	5	4	37	76
	Rd2	5	3	5	3	3	4	4	3	4	34	4	4	3	4	3	4	3	4	5	34	68
	Rd3	4	5	5	3	4	4	4	3	4	36	6	5	3	4	4	4	3	4	5	38	74
	Rd4	4	4	4	4	4	5	4	3	5	37	3	4	3	4	5	5	2	4	5	35	72
T31	WILSON, Jeff (a)																				+10	290
	Rd1	4	4	5	3	4	3	5	3	4	35	4	5	5	5	5	5	3	5	4	41	76
	Rd2	4	4	5	3	4	4	4	3	4	35	4	6	4	4	4	4	2	4	4	36	71
	Rd3	4	4	4	3	4	4	4	3	4	34	4	4	3	4	5	4	4	4	4	36	70
	Rd4	5	4	4	3	4	4	4	4	6	38	4	4	3	4	5	4	3	4	4	35	73
T31	WILLIAMS, Christopher																				+10	290
	Rd1	5	3	4	2	4	4	5	4	5	36	5	4	4	5	4	4	3	4	4	37	73
	Rd2	4	4	5	3	5	4	4	4	5	38	4	4	3	4	4	4	3	4	4	34	72
	Rd3	4	4	5	2	5	5	4	3	4	36	4	4	3	4	4	4	3	4	5	35	71
	Rd4	5	4	4	3	4	3	5	4	4	36	5	4	5	5	4	3	3	4	5	38	74

Pos	Par	1	2	3	4	5	6	7	8	9	Out	10	11	12	13	14	15	16	17	18	In	Tot
		4	4	5	3	4	4	4	3	5	36	4	4	3	4	4	4	3	4	4	34	70
T31	BOWDEN, Craig																				+10	290
	Rd1	6	3	5	3	4	4	4	3	5	37	4	4	3	4	5	4	3	4	4	35	72
	Rd2	5	5	5	4	4	5	4	3	4	39	4	5	4	3	4	3	3	4	4	34	73
	Rd3	3	3	6	3	5	3	5	3	4	35	5	4	3	5	4	4	3	4	4	36	71
	Rd4	4	5	4	4	4	4	5	3	6	39	4	5	3	5	4	4	3	4	3	35	74
T38	MIZE, Larry																				+11	291
	Rd1	5	4	6	2	4	3	5	3	5	37	5	5	2	4	4	4	3	5	4	36	73
	Rd2	5	5	3	3	4	4	4	4	5	37	3	3	4	5	5	4	2	5	5	36	73
	Rd3	4	4	4	3	4	5	4	4	4	36	4	4	3	4	5	4	3	4	4	35	71
	Rd4	4	4	4	3	4	5	4	3	5	36	5	7	3	4	4	4	3	4	4	38	74
T38	MONTGOMERIE, Colin																				+11	291
	Rd1	4	4	4	3	4	4	5	3	5	36	3	4	4	4	4	4	3	5	4	35	71
	Rd2	4	4	4	4	6	3	5	3	6	39	4	4	5	4	4	4	3	3	3	34	73
	Rd3	4	5	5	2	4	4	4	3	3	34	4	3	3	4	4	4	3	4	4	33	67
	Rd4	5	5	5	3	5	5	4	4	6	42	4	4	4	5	4	4	2	5	6	38	80
T40	SMITH, Jerry																				+12	292
	Rd1	5	5	4	3	3	4	4	4	4	36	5	4	4	4	3	4	3	5	5	37	73
	Rd2	5	4	4	3	4	5	3	2	4	34	4	4	3	5	6	5	4	4	4	39	73
	Rd3	4	4	6	3	4	5	4	3	5	38	4	4	4	4	4	5	3	4	4	36	74
	Rd4	4	4	5	3	5	4	4	3	4	36	4	5	4	4	4	4	3	4	4	36	72
T40	HAMILTON, Todd																				+12	292
	Rd1	4	3	6	3	5	4	5	3	5	38	4	5	4	4	5	5	2	5	4	38	76
	Rd2	4	4	7	4	4	4	4	2	5	38	5	4	2	4	4	4	3	4	4	34	72
	Rd3	4	4	6	3	3	3	4	3	4	34	4	5	4	4	5	5	2	4	5	38	72
	Rd4	4	5	5	3	4	4	3	3	5	36	4	4	4	5	5	4	2	4	4	36	72
T40	TANIGAWA, Ken																				+12	292
	Rd1	4	4	6	3	4	5	5	3	6	40	5	4	3	5	4	5	3	4	4	37	77
	Rd2	5	4	5	4	4	4	3	3	5	37	4	4	4	3	4	4	2	4	4	33	70
	Rd3	5	5	4	4	4	4	4	2	5	37	4	3	3	4	5	3	3	4	4	33	70
	Rd4	4	5	4	4	4	4	4	4	5	38	4	4	3	5	5	5	3	4	4	37	75
T40	PERRY, Kenny																				+12	292
	Rd1	4	4	5	3	3	4	4	3	5	35	4	5	3	4	4	5	3	4	4	36	71
	Rd2	5	4	3	3	6	4	5	4	5	39	4	5	3	3	4	4	3	4	5	35	74
	Rd3	4	3	4	5	4	6	4	2	4	36	4	4	4	3	4	5	3	4	4	35	71
	Rd4	4	3	7	4	4	4	4	3	5	38	5	4	3	4	4	5	4	5	4	38	76
T44	COOK, John																				+13	293
	Rd1	4	3	4	3	4	4	3	3	5	33	4	5	3	4	4	4	5	5	5	39	72
	Rd2	6	4	6	3	4	3	4	3	5	38	5	4	4	5	4	4	4	4	4	38	76
	Rd3	4	5	5	3	4	3	3	3	6	36	4	4	4	4	4	4	3	4	4	35	71
	Rd4	4	4	5	3	4	4	4	3	5	36	4	5	4	4	5	3	4	5	4	38	74
T44	DUNLAP, Scott																				+13	293
	Rd1	4	4	5	3	4	4	4	4	5	37	5	5	4	4	3	4	3	5	3	36	73
	Rd2	4	4	4	3	5	4	4	4	5	37	4	4	4	4	4	3	3	4	4	34	71
	Rd3	4	3	5	3	4	5	4	3	4	35	6	4	3	4	5	5	3	5	4	39	74
	Rd4	4	4	4	3	5	4	5	3	6	38	4	5	4	4	5	4	3	4	4	37	75

Pos	Par	1	2	3	4	5	6	7	8	9	Out	10	11	12	13	14	15	16	17	18	In	Tot
		4	4	5	3	4	4	4	3	5	36	4	4	3	4	4	4	3	4	4	34	70
T44	FINSTER, Mike (a)																				+13	293
	Rd1	5	4	3	4	4	4	4	3	5	36	5	4	3	4	3	4	3	4	6	36	72
	Rd2	3	5	5	4	4	4	4	3	5	37	5	4	4	4	5	5	3	4	4	38	75
	Rd3	5	5	5	3	4	4	4	3	5	38	5	3	3	4	4	4	3	3	4	33	71
	Rd4	4	6	4	3	4	4	4	4	7	40	4	6	3	3	4	5	2	4	4	35	75
T44	COUPLES, Fred																				+13	293
	Rd1	4	4	5	3	5	4	4	3	6	38	4	4	3	4	3	4	3	4	4	33	71
	Rd2	4	4	6	3	4	3	5	5	5	39	4	4	3	3	4	3	5	4	4	34	73
	Rd3	3	4	5	3	4	5	5	4	5	38	4	4	4	4	3	4	3	4	4	34	72
	Rd4	5	5	5	3	4	5	5	4	5	41	4	4	3	5	4	5	2	4	5	36	77
T44	DURANT, Joe																				+13	293
	Rd1	4	5	5	2	4	3	5	3	5	36	4	4	3	4	4	4	2	5	5	35	71
	Rd2	5	4	5	3	4	3	5	3	4	36	5	6	3	4	5	4	3	4	3	37	73
	Rd3	4	4	4	3	3	5	4	3	3	33	4	5	2	4	5	5	3	4	5	37	70
	Rd4	5	4	5	3	4	5	5	3	5	39	4	5	4	4	8	4	3	4	4	40	79
T49	GENOVESE, Mike																				+14	294
	Rd1	5	4	4	3	4	4	4	3	5	36	5	4	3	4	4	4	3	4	5	36	72
	Rd2	4	4	5	4	5	3	5	3	5	38	5	4	4	4	4	4	3	5	5	38	76
	Rd3	7	4	5	3	5	4	4	3	4	39	5	3	4	5	4	4	4	5	3	37	76
	Rd4	4	4	5	3	3	5	4	3	4	35	3	4	4	5	4	4	3	5	3	35	70
T49	FOWLER, Peter																				+14	294
	Rd1	4	4	4	3	5	4	5	2	6	37	4	4	3	5	4	4	3	5	4	36	73
	Rd2	4	4	5	3	4	5	4	3	5	37	4	4	4	4	5	4	3	5	3	36	73
	Rd3	5	4	4	3	4	4	4	4	4	36	4	6	3	4	4	4	3	4	4	36	72
	Rd4	4	4	4	6	4	5	5	3	4	39	4	4	3	4	5	4	4	5	4	37	76
T49	MAGGERT, Jeff																				+14	294
	Rd1	4	4	4	3	4	4	3	5	6	37	4	5	3	4	5	4	3	4	5	37	74
	Rd2	4	4	5	3	4	4	5	2	4	35	4	4	3	5	4	5	3	4	4	36	71
	Rd3	4	4	5	6	4	4	4	3	4	38	4	4	3	4	4	4	3	3	5	34	72
	Rd4	5	4	4	4	4	4	6	3	5	39	5	5	4	5	3	4	3	5	4	38	77
T52	MARKSAENG, Prayad																				+15	295
	Rd1	4	4	4	3	4	5	4	4	6	38	4	4	4	4	3	3	3	4	4	33	71
	Rd2	4	4	5	3	5	4	3	3	4	35	5	5	3	4	5	4	2	4	4	36	71
	Rd3	5	4	4	3	3	5	5	3	5	37	5	4	4	5	4	7	4	4	5	42	79
	Rd4	4	3	6	3	5	4	5	3	5	38	5	4	3	4	4	4	3	6	3	36	74
T52	WERKMEISTER, Tom																				+15	295
	Rd1	4	4	5	4	4	4	5	4	5	39	3	6	2	4	4	4	3	4	5	35	74
	Rd2	3	3	4	3	4	5	4	2	4	32	6	6	4	4	4	4	3	4	4	39	71
	Rd3	3	5	5	3	3	4	6	3	5	37	5	5	4	4	4	3	4	5	4	38	75
	Rd4	5	4	5	3	5	4	5	3	5	39	4	5	3	4	4	4	3	5	4	36	75
T52	MCCARRON, Scott																				+15	295
	Rd1	5	3	5	3	5	4	4	3	4	36	4	4	4	5	4	4	3	4	4	36	72
	Rd2	4	4	4	3	4	6	5	4	4	38	4	3	3	5	5	4	3	5	4	36	74
	Rd3	4	5	6	3	4	4	4	4	4	38	4	4	3	4	3	6	4	4	4	36	74
	Rd4	4	4	5	4	4	4	5	3	4	37	5	5	4	4	5	4	3	4	4	38	75

Pos	Par	1	2	3	4	5	6	7	8	9	Out	10	11	12	13	14	15	16	17	18	In	Tot
		4	4	5	3	4	4	4	3	5	36	4	4	3	4	4	4	3	4	4	34	70
55	SANDELIN, Jarmo																				+17	297
	Rd1	3	3	4	3	5	4	6	3	5	36	4	4	4	5	5	5	3	3	4	37	73
	Rd2	4	5	8	3	5	4	3	4	4	40	4	4	3	5	4	3	3	3	4	33	73
	Rd3	4	5	4	3	4	4	4	3	6	37	5	3	4	4	6	5	3	5	4	39	76
	Rd4	4	4	5	3	5	4	4	3	5	37	5	4	4	4	5	4	3	4	5	38	75
56	WAITE, Grant																				+18	298
	Rd1	4	4	5	3	4	4	4	3	6	37	5	4	3	5	4	4	3	4	5	37	74
	Rd2	4	4	4	3	5	5	4	3	4	36	4	4	3	5	3	4	3	4	5	35	71
	Rd3	4	6	5	3	4	4	3	3	5	37	4	4	5	5	5	4	3	4	5	39	76
	Rd4	4	5	4	4	5	4	5	3	4	38	5	5	5	4	4	4	3	5	4	39	77
57	SINDELAR, Joey																				+19	299
	Rd1	5	4	6	3	3	4	4	4	6	39	4	5	3	4	3	4	2	4	4	33	72
	Rd2	3	4	5	4	4	4	5	2	5	36	5	5	4	4	4	4	3	4	4	37	73
	Rd3	4	4	6	3	4	5	4	2	5	37	4	4	3	4	4	5	3	5	4	36	73
	Rd4	4	3	7	4	5	4	5	3	6	41	5	4	4	5	4	5	3	6	4	40	81
T58	BOSSERT, Andre																				+20	300
	Rd1	5	5	5	3	5	4	5	3	4	39	5	4	3	4	4	5	3	5	3	36	75
	Rd2	4	4	5	3	4	5	3	3	5	36	4	4	4	3	4	4	3	4	5	35	71
	Rd3	4	4	5	4	4	4	5	5	4	39	4	4	4	6	3	4	3	4	6	38	77
	Rd4	4	5	5	3	5	3	4	4	6	39	4	4	5	5	4	3	3	5	5	38	77
T58	BREEN, Bill																				+20	300
	Rd1	4	3	5	3	4	4	5	4	4	36	4	4	4	5	5	4	3	4	4	37	73
	Rd2	5	4	5	3	5	3	3	3	4	35	5	4	3	4	4	5	3	4	5	37	72
	Rd3	6	3	4	3	4	5	4	3	4	36	4	4	3	5	5	5	4	4	5	39	75
	Rd4	5	4	5	3	5	5	5	4	5	41	5	5	4	5	4	4	3	4	5	39	80
60	FUNK, Robby (a)																				+23	303
	Rd1	5	3	5	3	4	4	5	3	4	36	4	4	3	6	3	4	4	5	3	36	72
	Rd2	4	6	5	4	4	4	5	3	4	39	4	4	3	4	5	4	4	4	5	37	76
	Rd3	4	4	6	4	4	4	4	3	5	38	5	4	3	5	4	5	3	4	4	37	75
	Rd4	5	4	6	4	4	5	5	4	4	41	4	4	4	5	5	5	3	5	4	39	80

Toms, David

Rank 1 Started Round 4 on Hole 1 at -3

Hole 1 | Par 4 | 428yd — Par | Tdy: 0 | Tot: -3

#	DT	DTH
1	275	155
2	120	37
3	34	9'9"
4	9'9"	0'0"

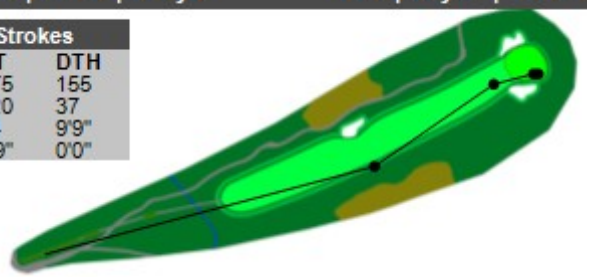

Hole 2 | Par 4 | 340yd — Birdie | Tdy: -1 | Tot: -4

#	DT	DTH
1	282	56
2	62	18'3"
3	18'3"	0'0"

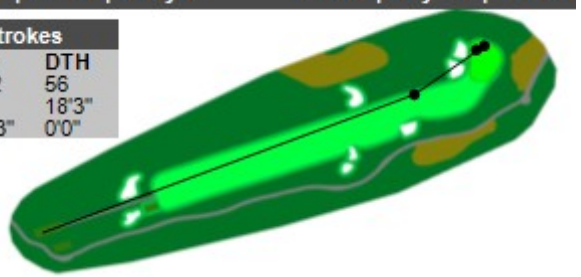

Hole 3 | Par 5 | 608yd — Par | Tdy: -1 | Tot: -4

#	DT	DTH
1	345	259
2	272	39'3"
3	55'6"	16'2"
4	18'8"	2'3"
5	2'3"	0'0"



Hole 4 | Par 3 | 173yd — Par | Tdy: -1 | Tot: -4

#	DT	DTH
1	163	31'11"
2	34'0"	2'1"
3	2'1"	0'0"

Hole 5 | Par 4 | 428yd — Par | Tdy: -1 | Tot: -4

#	DT	DTH
1	276	152
2	147	59'4"
3	56'7"	2'10"
4	2'10"	0'0"

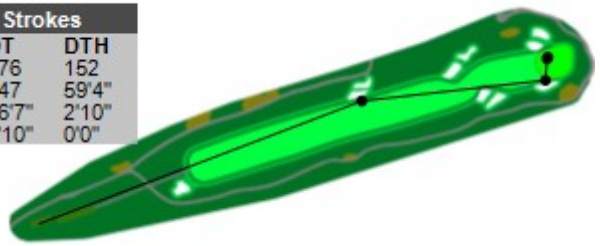

Hole 6 | Par 4 | 399yd — Par | Tdy: -1 | Tot: -4

#	DT	DTH
1	296	101
2	117	48'9"
3	44'4"	4'6"
4	4'6"	0'0"

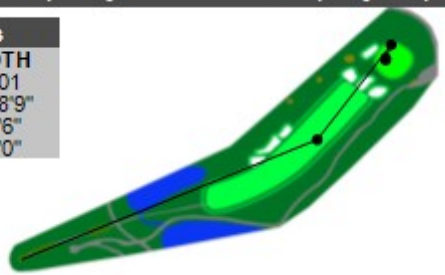

Hole 7 | Par 4 | 432yd — Par | Tdy: -1 | Tot: -4

#	DT	DTH
1	320	108
2	114	19'2"
3	15'7"	3'11"
4	3'11"	0'0"

Hole 8 | Par 3 | 148yd — Bogey | Tdy: 0 | Tot: -3

#	DT	DTH
1	157	37'9"
2	41'9"	8'10"
3	9'9"	0'8"
4	0'8"	0'0"



Hole 9 | Par 5 | 546yd — Par | Tdy: 0 | Tot: -3

#	DT	DTH
1	343	221
2	111	111
3	113	36'6"
4	32'9"	3'10"
5	3'10"	0'0"

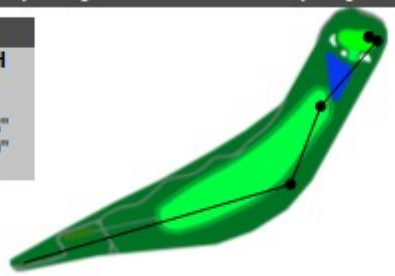

DT: Distance Ball Traveled

DTH: Distance Remaining To Hole

Toms, David (cont.)

Hole 10 | Par 4 | 487yd — Par | Tdy: 0 | Tot: -3

Strokes

#	DT	DTH
1	288	225
2	204	68'0"
3	65'8"	3'11"
4	3'11"	0'0"

Hole 11 | Par 4 | 463yd — Par | Tdy: 0 | Tot: -3

Strokes

#	DT	DTH
1	254	207
2	195	36'8"
3	34'5"	2'10"
4	2'10"	0'0"

Hole 12 | Par 3 | 229yd — Par | Tdy: 0 | Tot: -3

Strokes

#	DT	DTH
1	237	27'6"
2	28'5"	3'5"
3	3'5"	0'0"

Hole 13 | Par 4 | 490yd — Bogey | Tdy: +1 | Tot: -2

Strokes

#	DT	DTH
1	288	185
2	167	56'0"
3	65'3"	9'4"
4	9'10"	1'1"
5	1'1"	0'0"

Hole 14 | Par 4 | 438yd — Par | Tdy: +1 | Tot: -2

Strokes

#	DT	DTH
1	282	154
2	160	17'5"
3	16'6"	0'11"
4	0'11"	0'0"

Hole 15 | Par 4 | 462yd — Par | Tdy: +1 | Tot: -2

Strokes

#	DT	DTH
1	324	140
2	144	12'5"
3	15'0"	2'5"
4	2'5"	0'0"

Hole 16 | Par 3 | 162yd — Birdie | Tdy: 0 | Tot: -3

Strokes

#	DT	DTH
1	158	16'0"
2	16'0"	0'0"

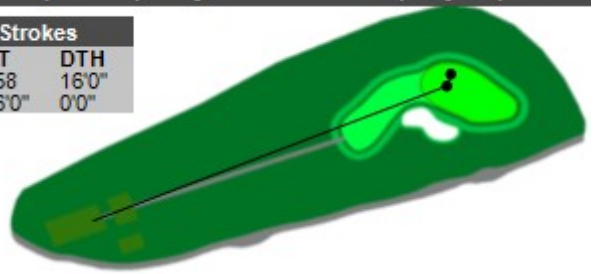

Hole 17 | Par 4 | 532yd — Par | Tdy: 0 | Tot: -3

Strokes

#	DT	DTH
1	309	228
2	135	93
3	98	19'1"
4	19'1"	0'0"

Hole 18 | Par 4 | 420yd — Par | Tdy: 0 | Tot: -3

Strokes

#	DT	DTH
1	280	153
2	158	13'4"
3	17'6"	3'11"
4	3'11"	0'0"

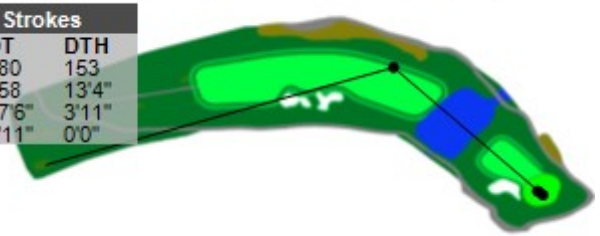

DT: Distance Ball Traveled

DTH: Distance Remaining To Hole

Jimenez, Miguel Angel

Rank T2 Started Round 4 on Hole 1 at -1

Hole 1 | Par 4 | 428yd | Birdie | Tdy: -1 | Tot: -2

#	DT	DTH
1	307	120
2	124	11'5"
3	11'5"	0'0"

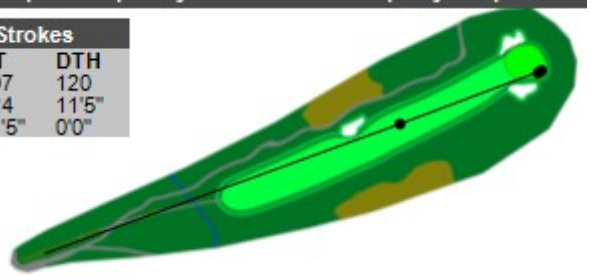

Hole 2 | Par 4 | 340yd | Par | Tdy: -1 | Tot: -2

#	DT	DTH
1	267	70
2	68	21'4"
3	24'7"	2'11"
4	2'11"	0'0"

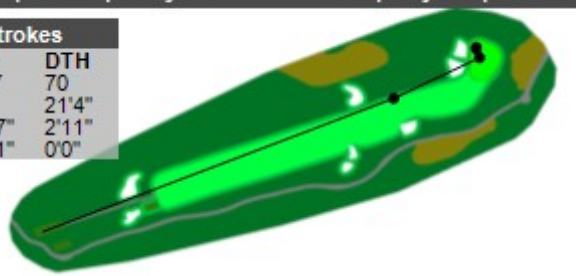

Hole 3 | Par 5 | 608yd | Birdie | Tdy: -2 | Tot: -3

#	DT	DTH
1	379	221
2	222	32'0"
3	30'10"	1'5"
4	1'5"	0'0"



Hole 4 | Par 3 | 173yd | Par | Tdy: -2 | Tot: -3

#	DT	DTH
1	163	45'4"
2	43'3"	3'1"
3	3'1"	0'0"

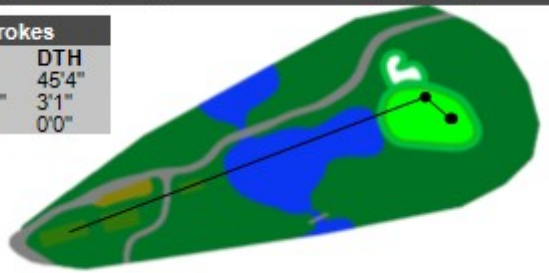

Hole 5 | Par 4 | 428yd | Par | Tdy: -2 | Tot: -3

#	DT	DTH
1	271	156
2	157	7'7"
3	11'2"	3'7"
4	3'7"	0'0"

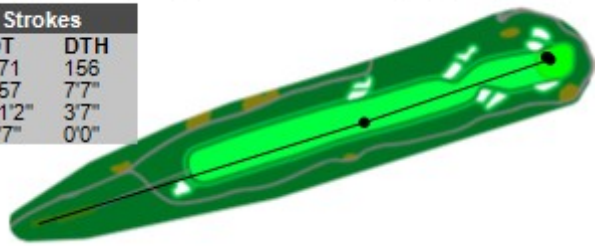

Hole 6 | Par 4 | 399yd | Par | Tdy: -2 | Tot: -3

#	DT	DTH
1	275	115
2	108	20'8"
3	21'3"	0'2"
4	0'2"	0'0"

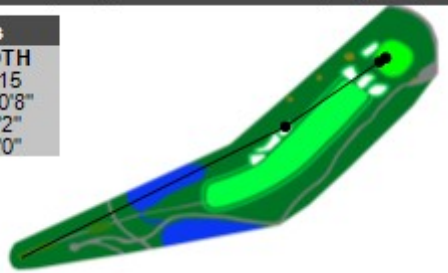

Hole 7 | Par 4 | 432yd | Birdie | Tdy: -3 | Tot: -4

#	DT	DTH
1	290	143
2	137	17'9"
3	17'9"	0'0"

Hole 8 | Par 3 | 148yd | Dbl Bogey | Tdy: -1 | Tot: -2

#	DT	DTH
1	157	35'1"
2	64'11"	29'6"
3	23'7"	6'0"
4	5'11"	0'11"
5	0'11"	0'0"



Hole 9 | Par 5 | 546yd | Bogey | Tdy: 0 | Tot: -1

#	DT	DTH
1	253	270
2	71'4"	257
3	120	147
4	148	36'1"
5	34'4"	1'10"
6	1'10"	0'0"

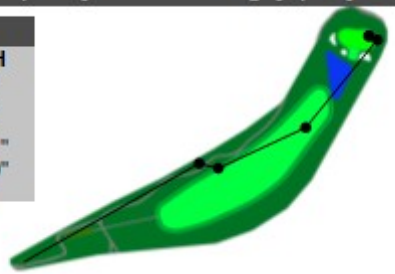

DT: Distance Ball Traveled

DTH: Distance Remaining To Hole

Jimenez, Miguel Angel (cont.)

Hole 10 | Par 4 | 487yd — Par | Tdy: 0 | Tot: -1

Strokes		
#	DT	DTH
1	311	177
2	171	19'5"
3	19'7"	2'5"
4	2'5"	0'0"

Hole 11 | Par 4 | 463yd — Par | Tdy: 0 | Tot: -1

Strokes		
#	DT	DTH
1	287	171
2	180	28'2"
3	28'2"	0'3"
4	0'3"	0'0"

Hole 12 | Par 3 | 229yd — Bogey | Tdy: +1 | Tot: 0

Strokes		
#	DT	DTH
1	231	38'11"
2	37'9"	9'5"
3	10'0"	3'4"
4	3'4"	0'0"



Hole 13 | Par 4 | 490yd — Par | Tdy: +1 | Tot: 0

Strokes		
#	DT	DTH
1	337	150
2	156	18'1"
3	17'4"	1'3"
4	1'3"	0'0"

Hole 14 | Par 4 | 438yd — Par | Tdy: +1 | Tot: 0

Strokes		
#	DT	DTH
1	277	185
2	149	41
3	41	3'3"
4	3'3"	0'0"

Hole 15 | Par 4 | 462yd — Birdie | Tdy: 0 | Tot: -1

Strokes		
#	DT	DTH
1	310	146
2	148	6'9"
3	6'9"	0'0"

Hole 16 | Par 3 | 162yd — Par | Tdy: 0 | Tot: -1

Strokes		
#	DT	DTH
1	154	21'10"
2	23'6"	2'1"
3	2'1"	0'0"

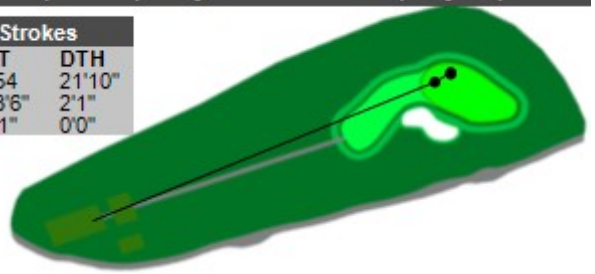

Hole 17 | Par 4 | 532yd — Par | Tdy: 0 | Tot: -1

Strokes		
#	DT	DTH
1	340	194
2	205	31'5"
3	33'1"	1'4"
4	1'4"	0'0"

Hole 18 | Par 4 | 420yd — Birdie | Tdy: -1 | Tot: -2

Strokes		
#	DT	DTH
1	295	128
2	124	11'0"
3	11'0"	0'0"

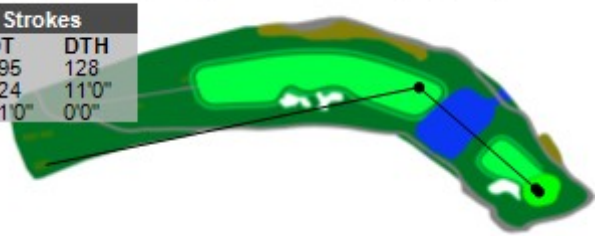

DT: Distance Ball Traveled

DTH: Distance Remaining To Hole

Petrovic, Tim

Rank T2 Started Round 4 on Hole 1 at -2

Hole 1 | Par 4 | 428yd — Par | Tdy: 0 | Tot: -2

#	DT	DTH
1	328	99
2	103	13'3"
3	13'10"	0'9"
4	0'9"	0'0"

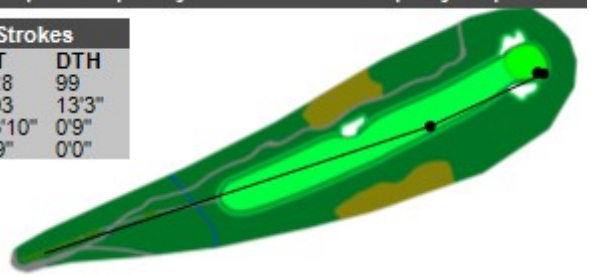

Hole 2 | Par 4 | 340yd — Par | Tdy: 0 | Tot: -2

#	DT	DTH
1	227	117
2	117	26'4"
3	29'3"	2'11"
4	2'11"	0'0"

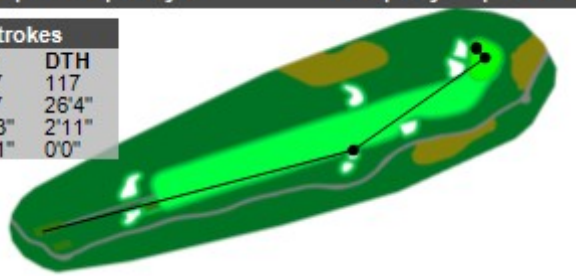

Hole 3 | Par 5 | 608yd — Par | Tdy: 0 | Tot: -2

#	DT	DTH
1	385	215
2	194	64'6"
3	67'11"	3'1"
4	5'9"	3'2"
5	3'2"	0'0"



Hole 4 | Par 3 | 173yd — Bogey | Tdy: +1 | Tot: -1

#	DT	DTH
1	148	87'0"
1	0'6"	87'4"
2	55'6"	31'10"
3	30'0"	2'0"
4	2'0"	0'0"

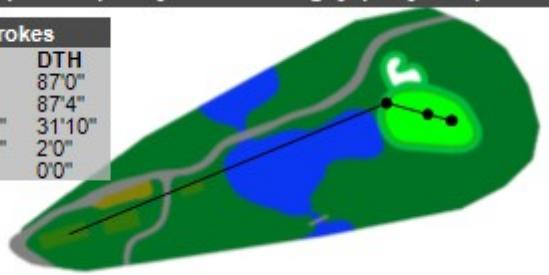

Hole 5 | Par 4 | 428yd — Par | Tdy: +1 | Tot: -1

#	DT	DTH
1	273	154
2	156	19'8"
3	20'6"	1'9"
4	1'9"	0'0"

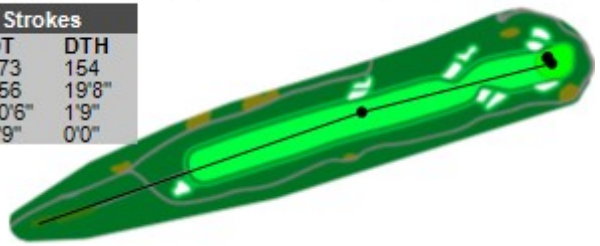

Hole 6 | Par 4 | 399yd — Par | Tdy: +1 | Tot: -1

#	DT	DTH
1	281	109
2	101	24'9"
3	20'10"	3'11"
4	3'11"	0'0"

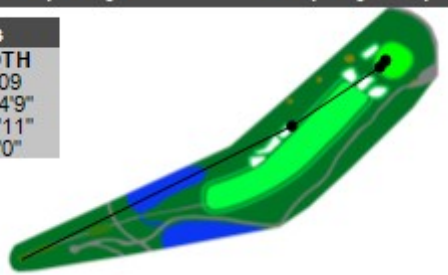

Hole 7 | Par 4 | 432yd — Bogey | Tdy: +2 | Tot: 0

#	DT	DTH
1	299	130
2	141	40'8"
3	31'8"	9'4"
4	11'9"	2'6"
5	2'6"	0'0"

Hole 8 | Par 3 | 148yd — Par | Tdy: +2 | Tot: 0

#	DT	DTH
1	152	26'1"
2	24'2"	2'3"
3	2'3"	0'0"



Hole 9 | Par 5 | 546yd — Birdie | Tdy: +1 | Tot: -1

#	DT	DTH
1	311	220
2	227	20'4"
3	22'4"	2'5"
4	2'5"	0'0"

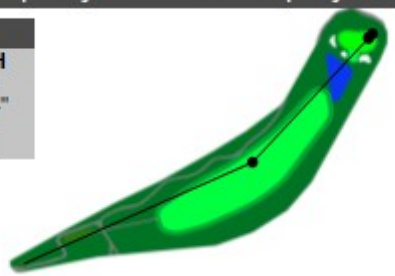

DT: Distance Ball Traveled

DTH: Distance Remaining To Hole

Petrovic, Tim (cont.)

Hole 10 | Par 4 | 487yd — Birdie | Tdy: 0 | Tot: -2

Strokes

#	DT	DTH
1	319	182
2	176	29'3"
3	29'3"	0'0"

Hole 11 | Par 4 | 463yd — Par | Tdy: 0 | Tot: -2

Strokes

#	DT	DTH
1	302	159
2	146	48'3"
3	49'5"	3'1"
4	3'1"	0'0"

Hole 12 | Par 3 | 229yd — Par | Tdy: 0 | Tot: -2

Strokes

#	DT	DTH
1	237	33'11"
2	28'6"	6'11"
3	6'11"	0'0"

Hole 13 | Par 4 | 490yd — Par | Tdy: 0 | Tot: -2

Strokes

#	DT	DTH
1	300	205
2	218	37'5"
3	36'0"	2'5"
4	2'5"	0'0"

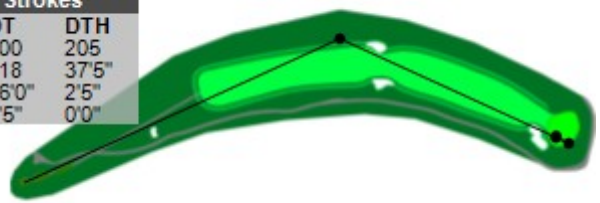

Hole 14 | Par 4 | 438yd — Par | Tdy: 0 | Tot: -2

Strokes

#	DT	DTH
1	293	148
2	136	44'2"
3	45'0"	2'11"
4	2'11"	0'0"

Hole 15 | Par 4 | 462yd — Bogey | Tdy: +1 | Tot: -1

Strokes

#	DT	DTH
1	378	89
2	47	43
3	38	26'9"
4	25'1"	1'8"
5	1'8"	0'0"

Hole 16 | Par 3 | 162yd — Par | Tdy: +1 | Tot: -1

Strokes

#	DT	DTH
1	165	17'1"
2	18'11"	2'4"
3	2'4"	0'0"



Hole 17 | Par 4 | 532yd — Par | Tdy: +1 | Tot: -1

Strokes

#	DT	DTH
1	348	187
2	181	30'10"
3	33'5"	5'8"
4	5'8"	0'0"

Hole 18 | Par 4 | 420yd — Birdie | Tdy: 0 | Tot: -2

Strokes

#	DT	DTH
1	266	152
2	153	2'5"
3	2'5"	0'0"

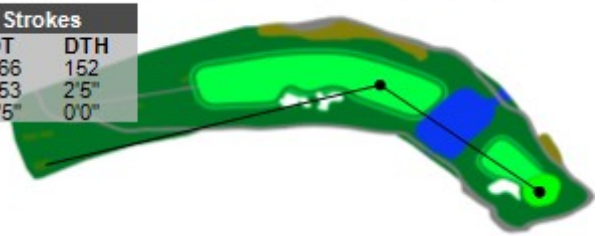

DT: Distance Ball Traveled

DTH: Distance Remaining To Hole

Kelly, Jerry

Rank T2 Started Round 4 on Hole 1 at -4

Hole 1 | Par 4 | 428yd — Par | Tdy: 0 | Tot: -4

Strokes		
#	DT	DTH
1	300	129
2	129	23'0"
3	18'7"	4'5"
4	4'5"	0'0"

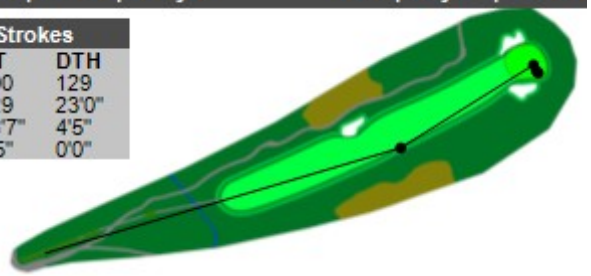

Hole 2 | Par 4 | 340yd — Par | Tdy: 0 | Tot: -4

Strokes		
#	DT	DTH
1	255	87
2	89	18'3"
3	19'5"	1'5"
4	1'5"	0'0"

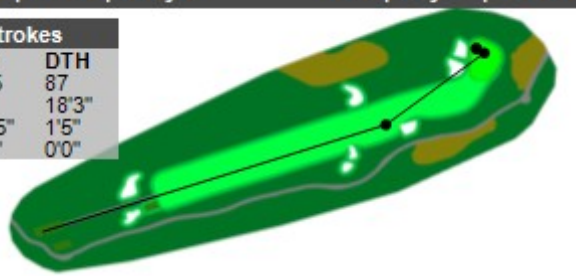

Hole 3 | Par 5 | 608yd — Birdie | Tdy: -1 | Tot: -5

Strokes		
#	DT	DTH
1	371	228
2	193	35
3	92'7"	13'8"
4	13'8"	0'0"

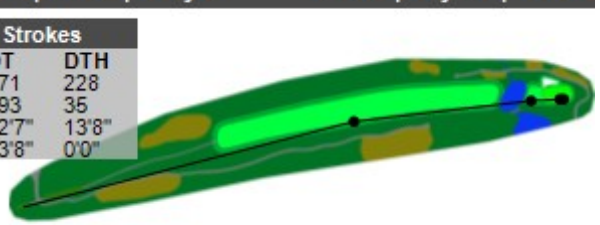

Hole 4 | Par 3 | 173yd — Par | Tdy: -1 | Tot: -5

Strokes		
#	DT	DTH
1	161	29'0"
2	27'7"	1'6"
3	1'6"	0'0"

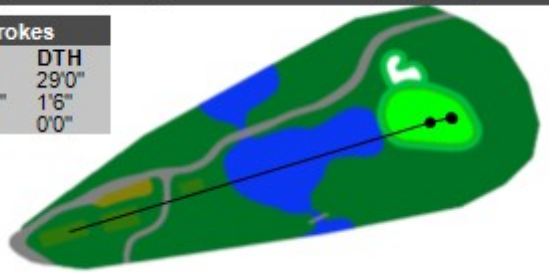

Hole 5 | Par 4 | 428yd — Par | Tdy: -1 | Tot: -5

Strokes		
#	DT	DTH
1	287	140
2	136	11'7"
3	11'4"	0'3"
4	0'3"	0'0"

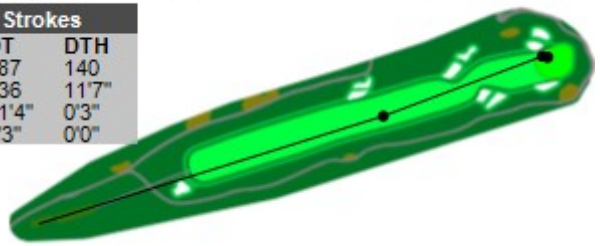

Hole 6 | Par 4 | 399yd — Bogey | Tdy: 0 | Tot: -4

Strokes		
#	DT	DTH
1	272	118
2	143	76'3"
3	91'1"	15'0"
4	14'6"	1'1"
5	1'1"	0'0"

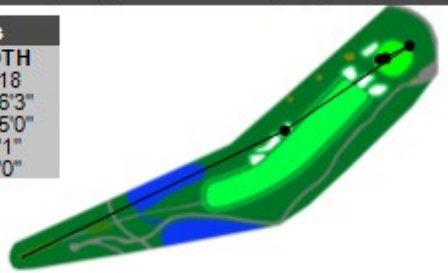

Hole 7 | Par 4 | 432yd — Par | Tdy: 0 | Tot: -4

Strokes		
#	DT	DTH
1	270	171
2	161	35'5"
3	35'8"	1'3"
4	1'3"	0'0"



Hole 8 | Par 3 | 148yd — Par | Tdy: 0 | Tot: -4

Strokes		
#	DT	DTH
1	138	24'4"
2	21'7"	3'5"
3	3'5"	0'0"



Hole 9 | Par 5 | 546yd — Par | Tdy: 0 | Tot: -4

Strokes		
#	DT	DTH
1	257	271
2	235	37
3	95'4"	26'8"
4	26'0"	1'11"
5	1'11"	0'0"

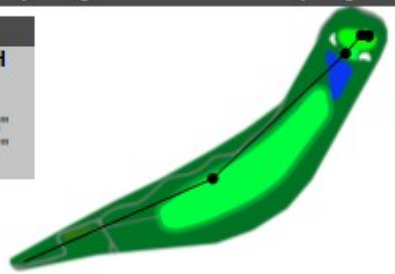

DT: Distance Ball Traveled

DTH: Distance Remaining To Hole

Kelly, Jerry (cont.)

Hole 10 | Par 4 | 487yd — Par | Tdy: 0 | Tot: -4

Strokes		
#	DT	DTH
1	329	158
2	151	21'3"
3	13'8"	9'0"
4	9'0"	0'0"

Hole 11 | Par 4 | 463yd — Bogey | Tdy: +1 | Tot: -3

Strokes		
#	DT	DTH
1	259	202
2	216	47'2"
3	54'0"	7'6"
4	0'9"	7'4"
5	7'4"	0'0"

Hole 12 | Par 3 | 229yd — Bogey | Tdy: +2 | Tot: -2

Strokes		
#	DT	DTH
1	237	45'0"
2	29'3"	16'1"
3	19'5"	5'2"
4	5'2"	0'0"

Hole 13 | Par 4 | 490yd — Par | Tdy: +2 | Tot: -2

Strokes		
#	DT	DTH
1	301	180
2	196	49'1"
3	50'7"	1'7"
4	1'7"	0'0"



Hole 14 | Par 4 | 438yd — Par | Tdy: +2 | Tot: -2

Strokes		
#	DT	DTH
1	295	142
2	132	30'9"
3	33'6"	4'4"
4	4'4"	0'0"

Hole 15 | Par 4 | 462yd — Par | Tdy: +2 | Tot: -2

Strokes		
#	DT	DTH
1	322	137
2	149	35'1"
3	28'2"	7'1"
4	7'1"	0'0"

Hole 16 | Par 3 | 162yd — Par | Tdy: +2 | Tot: -2

Strokes		
#	DT	DTH
1	155	20'11"
2	21'10"	0'7"
3	0'7"	0'0"

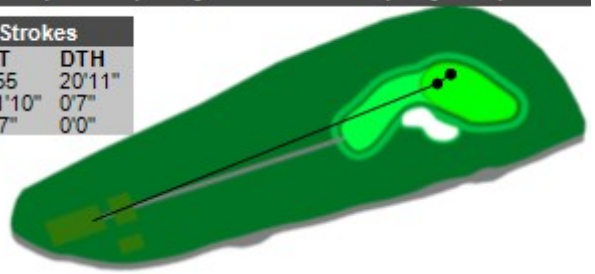

Hole 17 | Par 4 | 532yd — Par | Tdy: +2 | Tot: -2

Strokes		
#	DT	DTH
1	334	199
2	190	28'3"
3	22'3"	7'5"
4	7'5"	0'0"

Hole 18 | Par 4 | 420yd — Par | Tdy: +2 | Tot: -2

Strokes		
#	DT	DTH
1	250	149
2	134	49'4"
3	47'5"	1'10"
4	1'10"	0'0"



DT: Distance Ball Traveled

DTH: Distance Remaining To Hole

Broadhurst, Paul

Rank T5 Started Round 4 on Hole 1 at Even

Hole 1 | Par 4 | 428yd — Par | Tdy: 0 | Tot: 0

Strokes

#	DT	DTH
1	242	186
2	127	60
3	61	2'7"
4	2'7"	0'0"

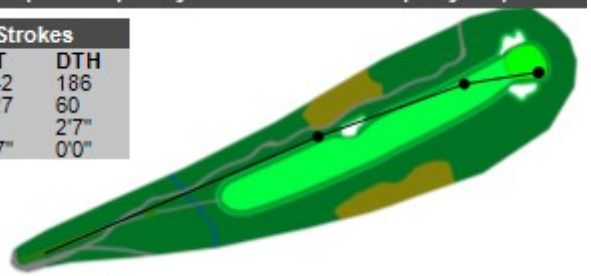

Hole 2 | Par 4 | 340yd — Birdie | Tdy: -1 | Tot: -1

Strokes

#	DT	DTH
1	271	66
2	65	7'6"
3	7'6"	0'0"

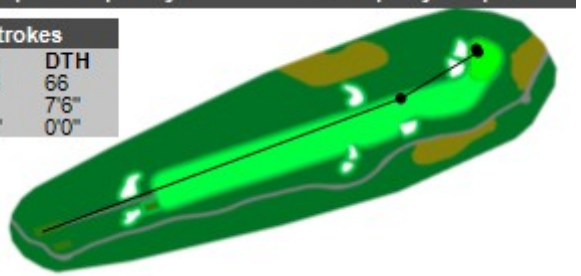

Hole 3 | Par 5 | 608yd — Par | Tdy: -1 | Tot: -1

Strokes

#	DT	DTH
1	358	244
2	189	57
3	64	21'6"
4	18'5"	3'1"
5	3'1"	0'0"



Hole 4 | Par 3 | 173yd — Par | Tdy: -1 | Tot: -1

Strokes

#	DT	DTH
1	155	48'1"
2	47'1"	1'3"
3	1'3"	0'0"

Hole 5 | Par 4 | 428yd — Par | Tdy: -1 | Tot: -1

Strokes

#	DT	DTH
1	289	138
2	144	38'0"
3	44'10"	8'4"
4	8'4"	0'0"

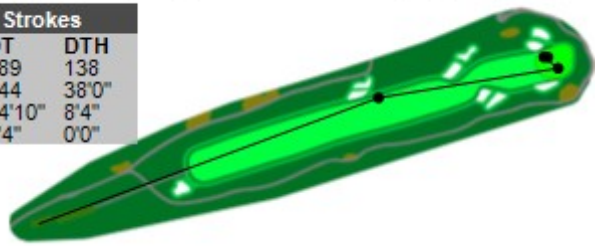

Hole 6 | Par 4 | 399yd — Par | Tdy: -1 | Tot: -1

Strokes

#	DT	DTH
1	288	115
2	119	11'7"
3	13'3"	1'5"
4	1'5"	0'0"

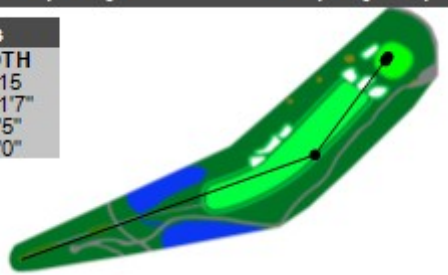

Hole 7 | Par 4 | 432yd — Par | Tdy: -1 | Tot: -1

Strokes

#	DT	DTH
1	279	147
2	156	27'6"
3	31'7"	5'3"
4	5'3"	0'0"

Hole 8 | Par 3 | 148yd — Bogey | Tdy: 0 | Tot: 0

Strokes

#	DT	DTH
1	136	33'7"
2	25'11"	8'2"
3	8'9"	0'3"
4	0'3"	0'0"



Hole 9 | Par 5 | 546yd — Birdie | Tdy: -1 | Tot: -1

Strokes

#	DT	DTH
1	315	230
2	237	26'5"
3	29'6"	2'9"
4	2'9"	0'0"

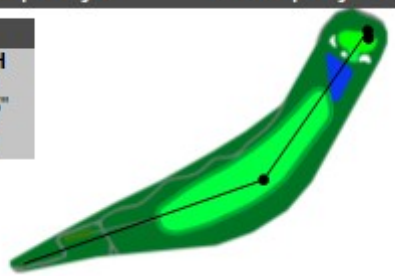

DT: Distance Ball Traveled

DTH: Distance Remaining To Hole

Broadhurst, Paul (cont.)

Hole 10 | Par 4 | 487yd Par | Tdy: -1 | Tot: -1

Strokes

#	DT	DTH
1	298	180
2	185	16'11"
3	14'11"	2'0"
4	2'0"	0'0"

Hole 11 | Par 4 | 463yd Par | Tdy: -1 | Tot: -1

Strokes

#	DT	DTH
1	265	189
2	180	55'2"
3	58'10"	3'4"
4	3'4"	0'0"

Hole 12 | Par 3 | 229yd Par | Tdy: -1 | Tot: -1

Strokes

#	DT	DTH
1	233	18'5"
2	22'4"	5'6"
3	5'6"	0'0"

Hole 13 | Par 4 | 490yd Par | Tdy: -1 | Tot: -1

Strokes

#	DT	DTH
1	350	127
2	116	34'4"
3	32'4"	2'2"
4	2'2"	0'0"

Hole 14 | Par 4 | 438yd Par | Tdy: -1 | Tot: -1

Strokes

#	DT	DTH
1	280	158
2	161	15'3"
3	13'11"	1'4"
4	1'4"	0'0"

Hole 15 | Par 4 | 462yd Par | Tdy: -1 | Tot: -1

Strokes

#	DT	DTH
1	386	74
2	74	21'1"
3	20'11"	0'10"
4	0'10"	0'0"

Hole 16 | Par 3 | 162yd Par | Tdy: -1 | Tot: -1

Strokes

#	DT	DTH
1	168	22'0"
2	25'1"	2'9"
3	2'9"	0'0"

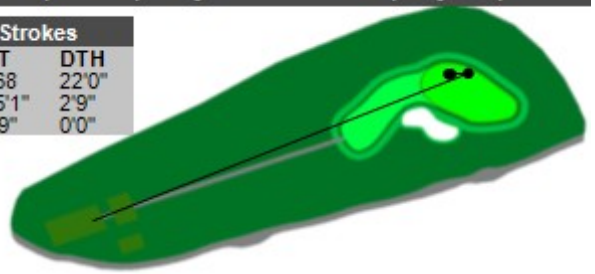

Hole 17 | Par 4 | 532yd Par | Tdy: -1 | Tot: -1

Strokes

#	DT	DTH
1	262	277
2	169	110
3	109	5'2"
4	5'2"	0'0"

Hole 18 | Par 4 | 420yd Par | Tdy: -1 | Tot: -1

Strokes

#	DT	DTH
1	221	184
2	144	44
3	45	4'4"
4	4'4"	0'0"

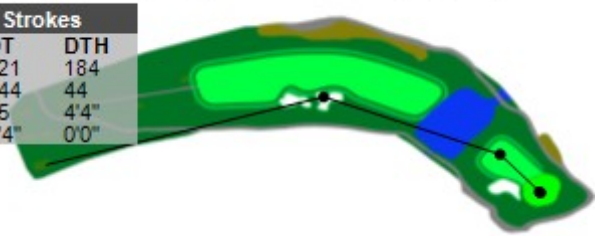

DT: Distance Ball Traveled

DTH: Distance Remaining To Hole

Goydos, Paul

Rank T5 Started Round 4 on Hole 1 at -1

Hole 1 | Par 4 | 428yd — Par | Tdy: 0 | Tot: -1

Strokes		
#	DT	DTH
1	290	137
2	138	11'3"
3	9'9"	1'7"
4	1'7"	0'0"

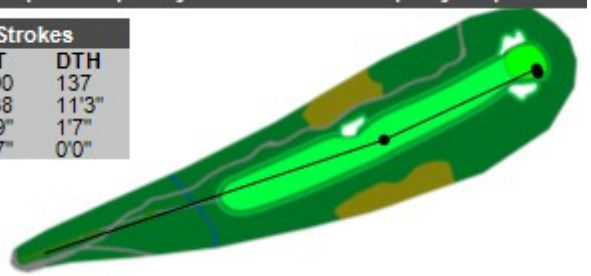

Hole 2 | Par 4 | 340yd — Par | Tdy: 0 | Tot: -1

Strokes		
#	DT	DTH
1	235	104
2	89	48'2"
3	47'11"	3'5"
4	3'5"	0'0"

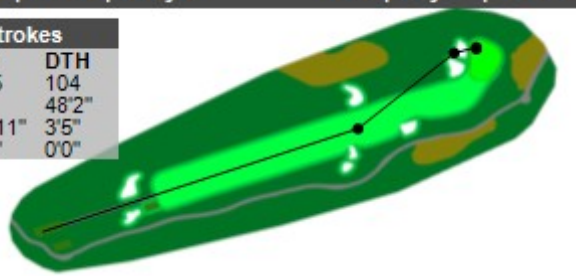

Hole 3 | Par 5 | 608yd — Birdie | Tdy: -1 | Tot: -2

Strokes		
#	DT	DTH
1	370	229
2	206	78'8"
3	83'11"	4'11"
4	4'11"	0'0"

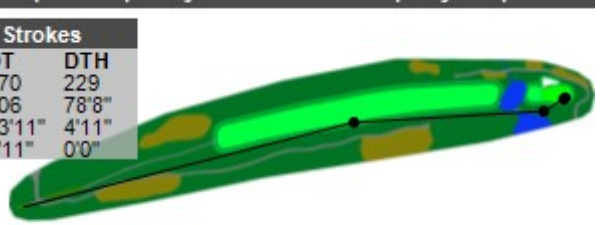

Hole 4 | Par 3 | 173yd — Par | Tdy: -1 | Tot: -2

Strokes		
#	DT	DTH
1	160	42'2"
2	44'6"	3'8"
3	3'8"	0'0"

Hole 5 | Par 4 | 428yd — Par | Tdy: -1 | Tot: -2

Strokes		
#	DT	DTH
1	237	192
2	183	51'2"
3	54'5"	8'5"
4	8'5"	0'0"



Hole 6 | Par 4 | 399yd — Par | Tdy: -1 | Tot: -2

Strokes		
#	DT	DTH
1	283	118
2	123	15'1"
3	13'2"	1'11"
4	1'11"	0'0"

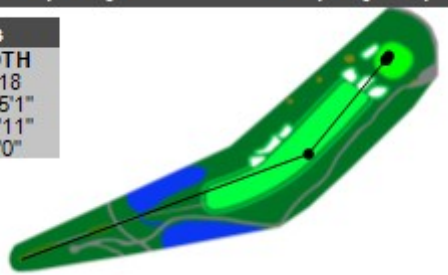

Hole 7 | Par 4 | 432yd — Birdie | Tdy: -2 | Tot: -3

Strokes		
#	DT	DTH
1	282	155
2	153	3'10"
3	3'10"	0'0"

Hole 8 | Par 3 | 148yd — Par | Tdy: -2 | Tot: -3

Strokes		
#	DT	DTH
1	131	55'1"
2	61'11"	6'7"
3	6'7"	0'0"

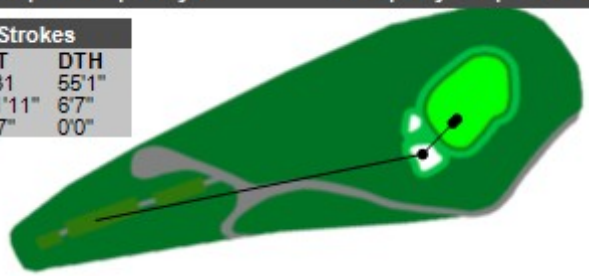

Hole 9 | Par 5 | 546yd — Birdie | Tdy: -3 | Tot: -4

Strokes		
#	DT	DTH
1	340	206
2	212	31'8"
3	38'1"	6'1"
4	6'1"	0'0"

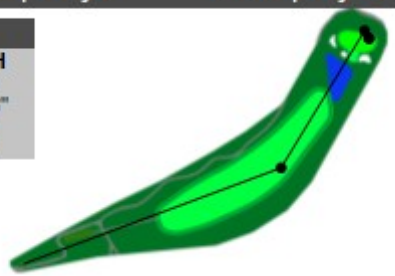

DT: Distance Ball Traveled

DTH: Distance Remaining To Hole

Goydos, Paul (cont.)

Hole 10 | Par 4 | 487yd — Bogey | Tdy: -2 | Tot: -3

Strokes

#	DT	DTH
1	278	213
2	243	93'0"
3	75'5"	18'3"
4	18'0"	0'6"
5	0'6"	0'0"

Hole 11 | Par 4 | 463yd — Par | Tdy: -2 | Tot: -3

Strokes

#	DT	DTH
1	262	199
2	201	25'11"
3	27'2"	0'11"
4	0'11"	0'0"

Hole 12 | Par 3 | 229yd — Bogey | Tdy: -1 | Tot: -2

Strokes

#	DT	DTH
1	238	31'6"
2	41'9"	11'10"
3	15'7"	3'5"
4	3'5"	0'0"



Hole 13 | Par 4 | 490yd — Par | Tdy: -1 | Tot: -2

Strokes

#	DT	DTH
1	305	174
2	161	43'1"
3	45'10"	4'0"
4	4'0"	0'0"

Hole 14 | Par 4 | 438yd — Par | Tdy: -1 | Tot: -2

Strokes

#	DT	DTH
1	286	154
2	153	16'10"
3	16'11"	0'6"
4	0'6"	0'0"

Hole 15 | Par 4 | 462yd — Birdie | Tdy: -2 | Tot: -3

Strokes

#	DT	DTH
1	341	127
2	137	30'10"
3	30'10"	0'0"

Hole 16 | Par 3 | 162yd — Par | Tdy: -2 | Tot: -3

Strokes

#	DT	DTH
1	159	15'4"
2	16'0"	0'6"
3	0'6"	0'0"

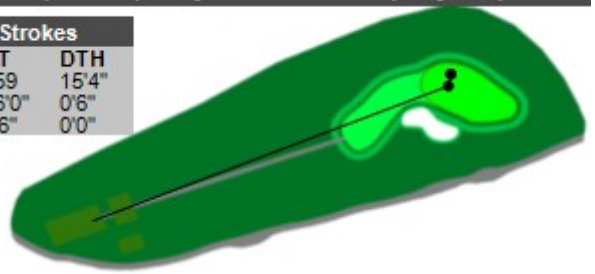

Hole 17 | Par 4 | 532yd — Bogey | Tdy: -1 | Tot: -2

Strokes

#	DT	DTH
1	316	213
2	208	48'4"
3	50'2"	6'6"
4	3'0"	4'1"
5	4'1"	0'0"

Hole 18 | Par 4 | 420yd — Bogey | Tdy: 0 | Tot: -1

Strokes

#	DT	DTH
1	292	148
2	128	61'6"
3	50'10"	10'11"
4	9'2"	2'2"
5	2'2"	0'0"

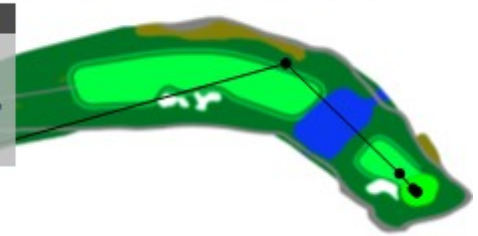

DT: Distance Ball Traveled

DTH: Distance Remaining To Hole

Jobe, Brandt

Rank T5 Started Round 4 on Hole 1 at -1

Hole 1 | Par 4 | 428yd — Birdie | Tdy: -1 | Tot: -2

Strokes

#	DT	DTH
1	304	124
2	123	5'10"
3	5'10"	0'0"

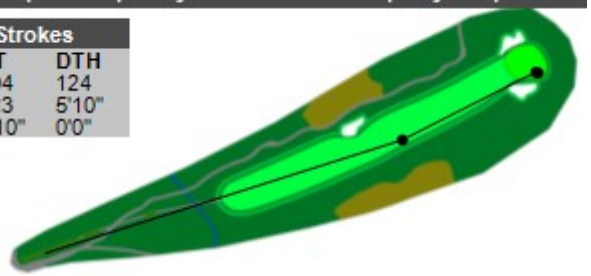

Hole 2 | Par 4 | 340yd — Par | Tdy: -1 | Tot: -2

Strokes

#	DT	DTH
1	255	86
2	96	29'0"
3	19'10"	9'2"
4	9'2"	0'0"

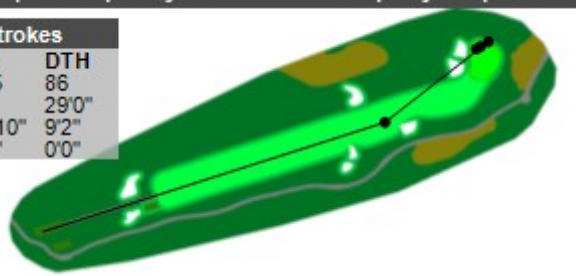

Hole 3 | Par 5 | 608yd — Par | Tdy: -1 | Tot: -2

Strokes

#	DT	DTH
1	384	217
2	197	66'3"
3	81'6"	15'0"
4	15'1"	0'2"
5	0'2"	0'0"



Hole 4 | Par 3 | 173yd — Par | Tdy: -1 | Tot: -2

Strokes

#	DT	DTH
1	169	59'5"
2	58'1"	2'2"
3	2'2"	0'0"

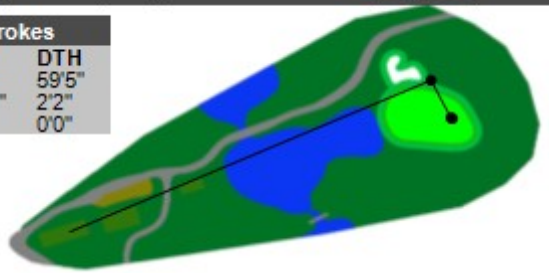

Hole 5 | Par 4 | 428yd — Par | Tdy: -1 | Tot: -2

Strokes

#	DT	DTH
1	272	156
2	151	19'4"
3	17'4"	2'4"
4	2'4"	0'0"

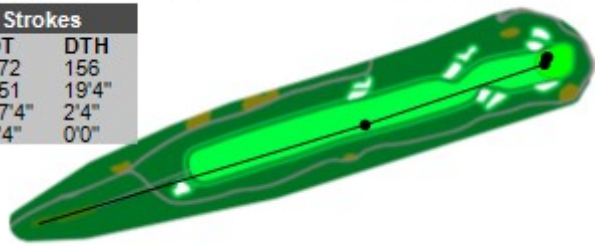

Hole 6 | Par 4 | 399yd — Bogey | Tdy: 0 | Tot: -1

Strokes

#	DT	DTH
1	300	94
2	109	48'1"
3	45'7"	5'4"
4	7'3"	1'7"
5	1'7"	0'0"

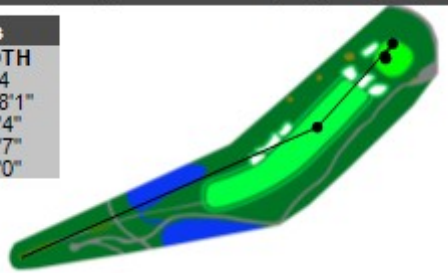

Hole 7 | Par 4 | 432yd — Par | Tdy: 0 | Tot: -1

Strokes

#	DT	DTH
1	274	161
2	140	74'10"
3	73'9"	2'4"
4	2'4"	0'0"

Hole 8 | Par 3 | 148yd — Birdie | Tdy: -1 | Tot: -2

Strokes

#	DT	DTH
1	157	33'5"
2	33'5"	0'0"



Hole 9 | Par 5 | 546yd — Par | Tdy: -1 | Tot: -2

Strokes

#	DT	DTH
1	329	231
2	88	145
3	135	29'4"
4	24'10"	4'11"
5	4'11"	0'0"

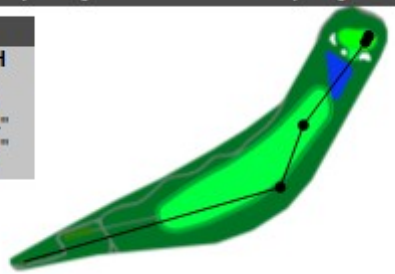

DT: Distance Ball Traveled

DTH: Distance Remaining To Hole

Jobe, Brandt (cont.)

Hole 10 | Par 4 | 487yd — Par | Tdy: -1 | Tot: -2

Strokes

#	DT	DTH
1	335	148
2	167	58'7"
3	50'1"	8'6"
4	8'6"	0'0"

Hole 11 | Par 4 | 463yd — Par | Tdy: -1 | Tot: -2

Strokes

#	DT	DTH
1	289	162
2	176	50'7"
3	47'1"	4'10"
4	4'10"	0'0"

Hole 12 | Par 3 | 229yd — Par | Tdy: -1 | Tot: -2

Strokes

#	DT	DTH
1	208	64'5"
2	71'6"	10'9"
3	10'9"	0'0"



Hole 13 | Par 4 | 490yd — Par | Tdy: -1 | Tot: -2

Strokes

#	DT	DTH
1	303	173
2	171	32'8"
3	30'7"	3'4"
4	3'4"	0'0"

Hole 14 | Par 4 | 438yd — Par | Tdy: -1 | Tot: -2

Strokes

#	DT	DTH
1	336	106
2	115	28'7"
3	24'2"	4'5"
4	4'5"	0'0"

Hole 15 | Par 4 | 462yd — Bogey | Tdy: 0 | Tot: -1

Strokes

#	DT	DTH
1	296	153
2	121	98'5"
3	35	7'3"
4	8'6"	0'11"
5	0'11"	0'0"

Hole 16 | Par 3 | 162yd — Par | Tdy: 0 | Tot: -1

Strokes

#	DT	DTH
1	162	10'0"
2	11'7"	1'3"
3	1'3"	0'0"



Hole 17 | Par 4 | 532yd — Par | Tdy: 0 | Tot: -1

Strokes

#	DT	DTH
1	355	174
2	172	35'6"
3	35'6"	0'11"
4	0'11"	0'0"

Hole 18 | Par 4 | 420yd — Par | Tdy: 0 | Tot: -1

Strokes

#	DT	DTH
1	274	136
2	132	18'2"
3	17'2"	1'6"
4	1'6"	0'0"

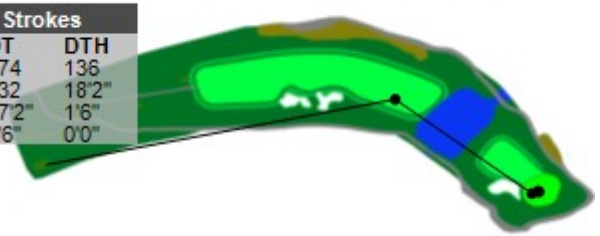

DT: Distance Ball Traveled

DTH: Distance Remaining To Hole